



Marine Corps Logistics Base Albany



Commanding Officer's Quarterly Safety Council

FY21 1st Quarter – 02 February 2021



PURPOSE

The purpose of the Safety Council is to review the installation and tenant safety performance and program effectiveness, to recommend changes to reduce unsafe practices and to strengthen the overall program.

(MCO 5100.29C Vol 1, Chap. 2, Para. 0204.F)

This meeting serves as the command:

1. **Safe Driving Council** (MCO 5100.29C, Vol 3, Chap. 7, Para. 0708.I)
2. **Ergonomics Committee Meeting** (NAVMC DIR 5100.8 Chap. 19 Para. 19003)

AGENDA

Goals
Performance Metrics
Inspections
Unit Safety Reports
GOV Fleet Safety
Traffic Safety
MCFD

MCPD
Base Traffic Court
Injury Compensation
Ergonomics
RASP
Explosives Safety
SACO

Hearing Conservation
IH Surveys
Safety Training
VPP Activities
Safety Awards
Open Discussion
CO Guidance



CY20 Command Safety Program Goal



GOAL: Reduce Slip, Trip & Fall Injuries by 50%

Background: According to OSHA, slips, trips and falls account for 15% of fatalities and 25% of injuries each year. In this command, 29% (43 of 149) of our total injuries (first-aid and OSHA-recordable) in the last five years were caused by slip, trip or fall hazards. Additionally, 38% (71 of 187) of near misses reported in the command in the last five years were slip, trip or fall hazards.

References: 29 CFR 1910.21, *Subpart D – Walking Working Surfaces*

Goal: Reduce slip, trip and fall injuries by 50% (no more than 4 injuries) compared to the last five year average (8 injuries).

Target Date: 18 December 2020

Goal Leader: Division Directors, Special Staff, HQ Company Commander

Goal Progress Reporting: Directors, Special Staff and HQ Company Commander will brief the progress of this goal at the Commanding Officer's Quarterly Safety Council.

	Objective	Objective Leader	Completion Date
1	Marines and Civilian Marines will complete ESAMS Course 1259, <i>Navy Fall Protection (Slips, Trips and Same Level Falls) Awareness</i> . Training will be documented in ESAMS.	Division Directors and Special Staff HQ Company Commander	
2	Supervisors will revise their current safety inspection checklists to ensure slip, trip and fall hazards are identified and abated in all assigned work areas. Employee involvement is encouraged in revising and applying the checklists in their assigned work areas. Risk Management will provide slip, trip and fall hazard identification resources to support this objective.	Division Directors and Special Staff HQ Company Commander	
3	Risk Management will consider slip, trip and fall hazard identification as an area of emphasis during CY20 safety inspections within the command.	Installation Safety Manager	

Assessment Criteria		
No Action	In-Progress	Completed

- Published completion status letter on 06 Jan 21.
- 93% of employees completed ESAMS Course ID# 1259.
- Reduced Slip, Trip, and Fall injuries by 38% (2 First Aid & 3 OSHA Recordable).
- Had 5 total Slip, Trip, and Fall injuries, which was less than the 8 we've averaged in the past 5 years.



CY21 Command Safety Program Goal



GOAL: UPDATE EAPs

Background: Supervisors are required to have an Emergency Action Plan (EAP) for each office and/or shop for which they are responsible. Supervisors are also required to train their employees and contractors on the EAP, conduct an annual evacuation drill for all personnel and assess the effectiveness of their EAP. As of 31 Dec 20 only 42 of 62 (68%) work areas occupied by command employees and contractors were compliant with having a current EAP, documented EAP training, and conducting and assessing an annual evacuation drill.

References: MCLBAO 3301.1A, *MCLB Albany EAP*, 29 CFR 1910.38, and OSHA Directive CSP 03-01-005, page 43

Goal: Update Emergency Action Plans for each work area in the command.

Target Date: 23 November 2021

Goal Leader: Division Directors, Company Commander, and Special Staff

Goal Progress Reporting: Division Directors, Company Commander, and Special Staff will brief the progress of this goal at the Commanding Officer's Quarterly Safety Council.

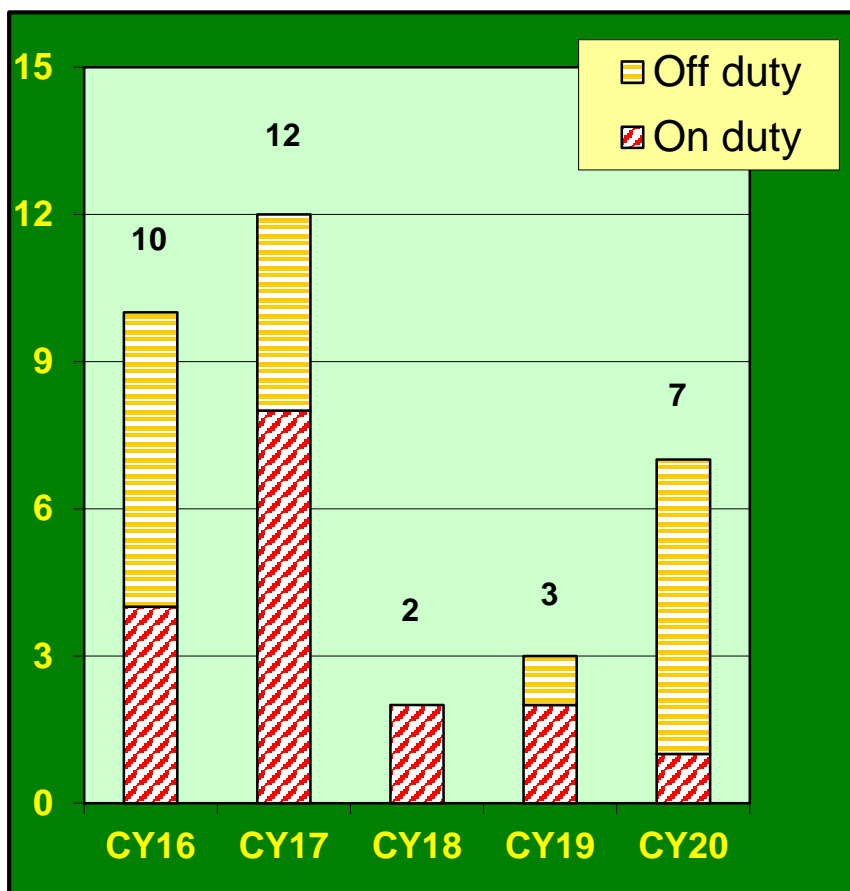
	Objective	Objective Leaders	Target Date
1	Revise MCLBAO 3301.1A, <i>MCLB Albany EAP</i> , dtd 30 Mar 17	Emergency Manager & Lead Safety Specialist	27 April 2021
2	Update EAP for each work area (offices, shops, etc.) using the template in MCLBAO 3301.1.	Directors Company Cdr and Special Staff	27 July 2021
3	Provide documented training to employees and contractors on the updated EAP for each work area. Include documentation of training new employees and contractors.	Directors Company Cdr and Special Staff	26 October 2021
4	Conduct and document, using a personnel roster and critique form, an annual evacuation drill(s) to exercise the EAP in every work area and ensure every employee and contractor participates.	Directors Company Cdr and Special Staff	23 November 2021
NO ACTION IN PROGRESS COMPLETED			



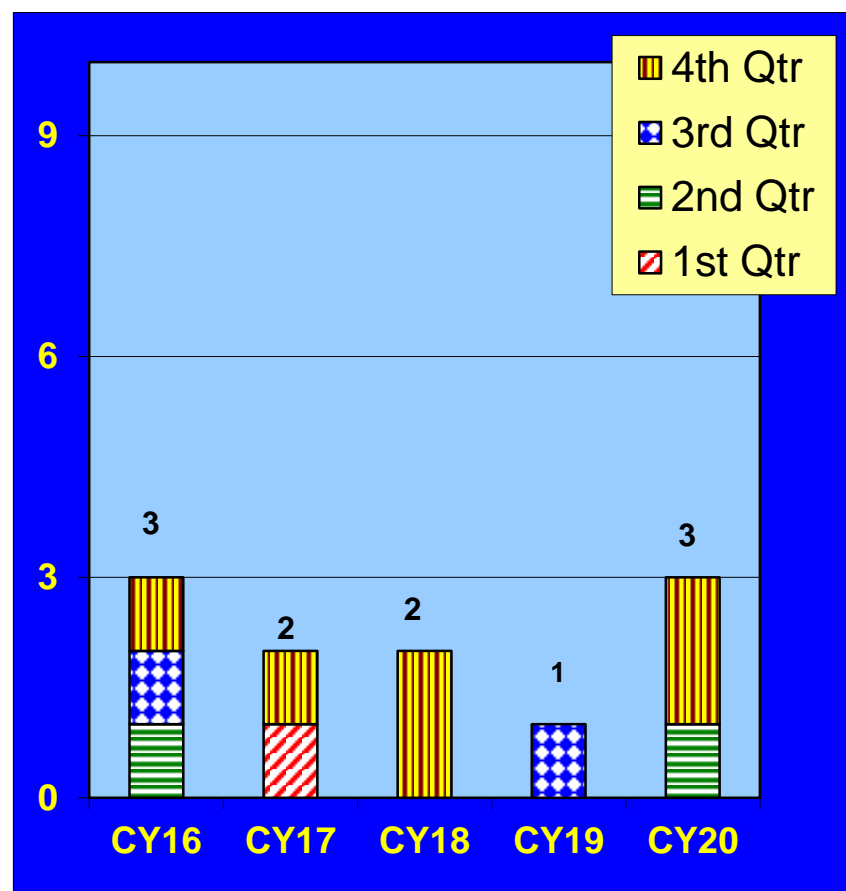
Performance Metrics

As of 31 December 2020

CY16-CY20 Military Reportable Cases



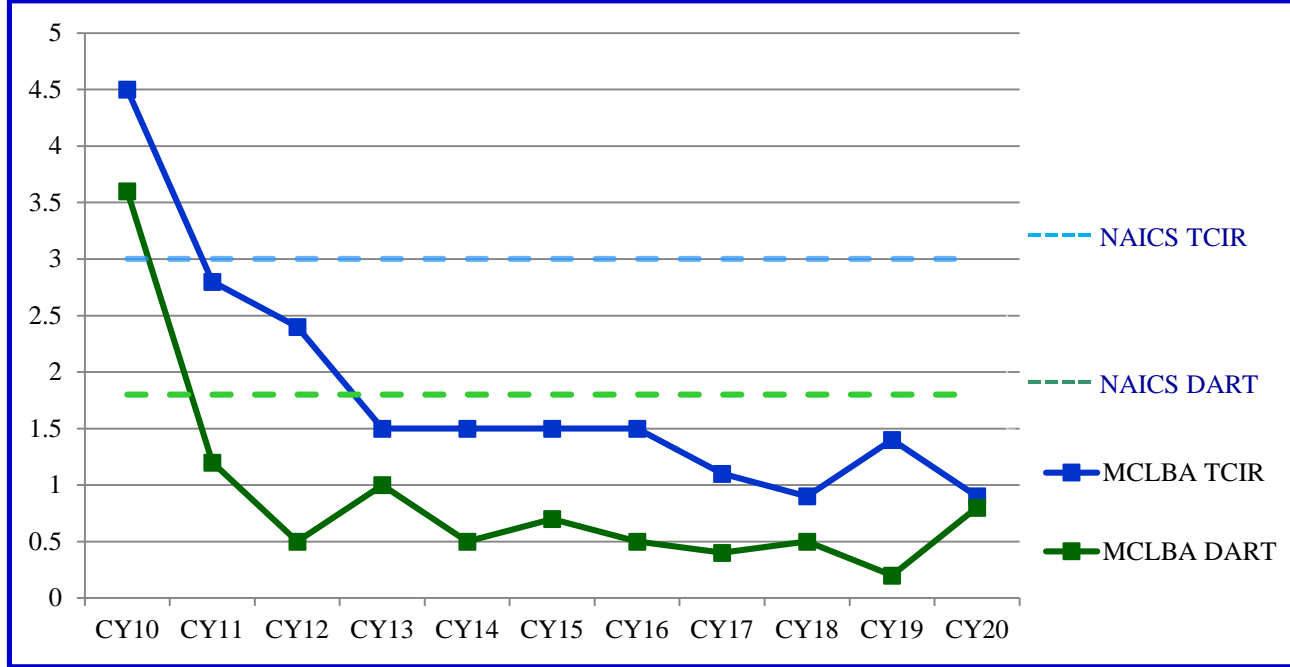
CY16-CY20 Civilian Lost Day Cases





Injury Rate History

as of 31 December 20

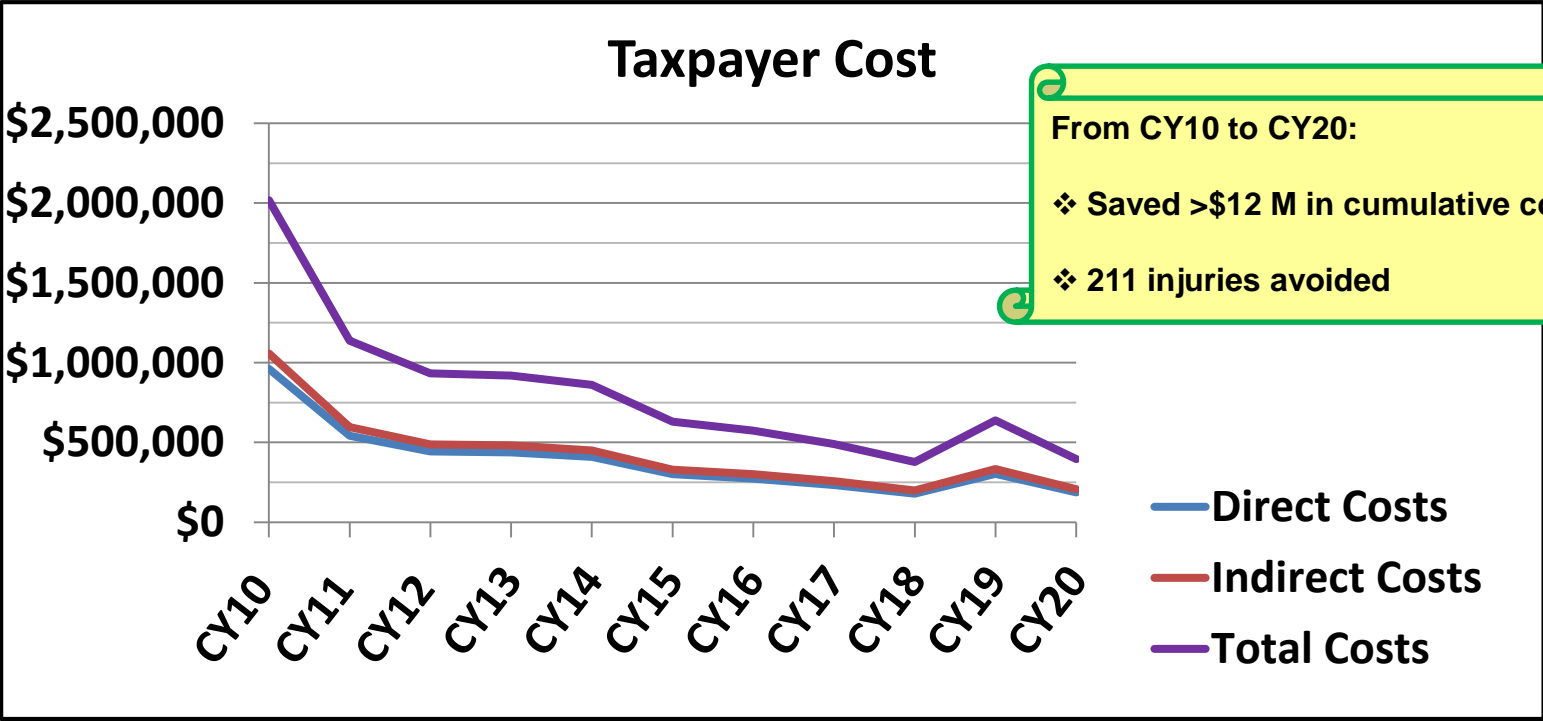


OSHA RECORDABLE CASES	
Calendar Year	# of Cases
2010	30
2011	17
2012	14
2013	9
2014	9
2015	8
2016	8
2017	6
2018	5
2019	8
2020	5

MCLB Albany Injury Rates as of 30 Sept 20											
MCLB Albany	CY10	CY11	CY12	CY13	CY14	CY15	CY16	CY17	CY18	CY19	CY20
DART	3.6	1.2	0.5	1.0	0.5	0.7	0.5	0.4	0.5	0.2	0.8
TCIR	4.5	2.8	2.4	1.5	1.5	1.5	1.5	1.1	0.9	1.4	0.9
NAICS	CY10	CY11	CY12	CY13	CY14	CY15	CY16	CY17	CY18	CY19	MCLB Albany 3-Year Average (CY17-CY19)
DART	1.9	1.9	1.8	1.9	1.5	1.2	1.8	2.1	1.5	1.8	0.5
TCIR	3.6	3.7	3.6	3.8	3.1	2.3	3.2	3.5	-	3.0	1.1



Injury Cost Avoidance CY10 – CY20



- Direct costs include workers' compensation payments, medical expenses, and costs for legal services.
- Indirect costs include training replacement employees, accident investigation and implementation of corrective measures, lost productivity, repairs of damaged equipment and property, and costs associated with lower employee morale and absenteeism.

Indirect Costs can be up to 4.5 times higher than Direct Costs

Injuries											
Year	CY10	CY11	CY12	CY13	CY14	CY15	CY16	CY17	CY18	CY19	CY20
Total Injuries	30	17	14	9	9	8	8	6	5	8	5
Total Cost	\$2,018,017	\$1,136,720	\$932,862	\$919,253	\$860,146	\$631,021	\$574,201	\$489,568	\$377,513	\$638,506	\$394,990
Cost Avoidance	N/A	\$881,297	\$1,085,155	\$1,098,764	\$1,157,871	\$1,386,996	\$1,443,816	\$1,528,449	\$1,640,504	\$1,379,511	\$741,730

All costs are estimated based on the nature of the injury. Cost estimates were obtained using OSHA's Safety Pays Program at <https://www.osha.gov/safetypays/>



Inspections



FY21 – 1st Quarter

CDC

I&E

LSD

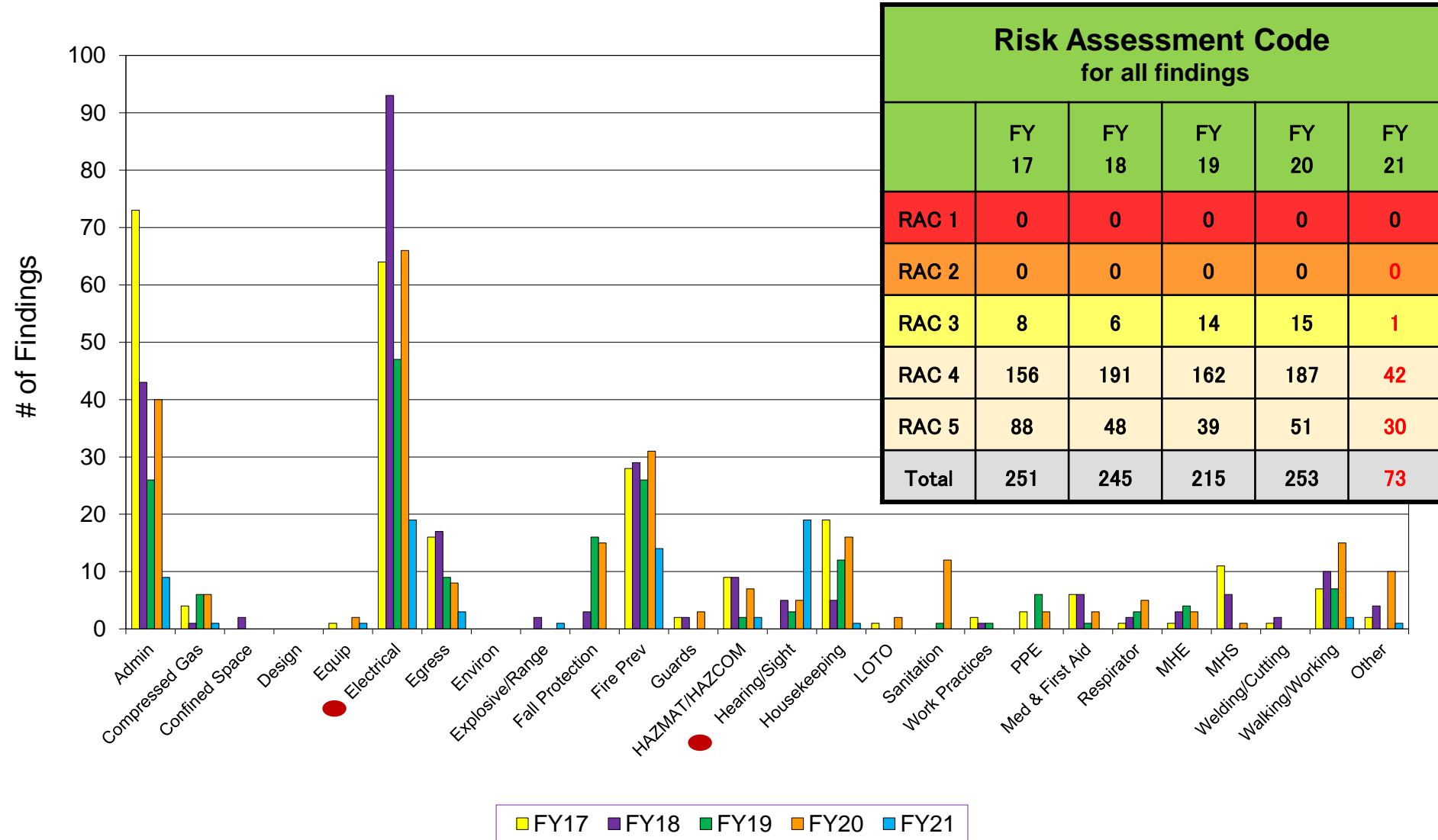
MARCORLOGCOM

13 Small Tenants



FY17-FY21 Inspection Findings (Includes All Organizations)

as of 20 Jan 21

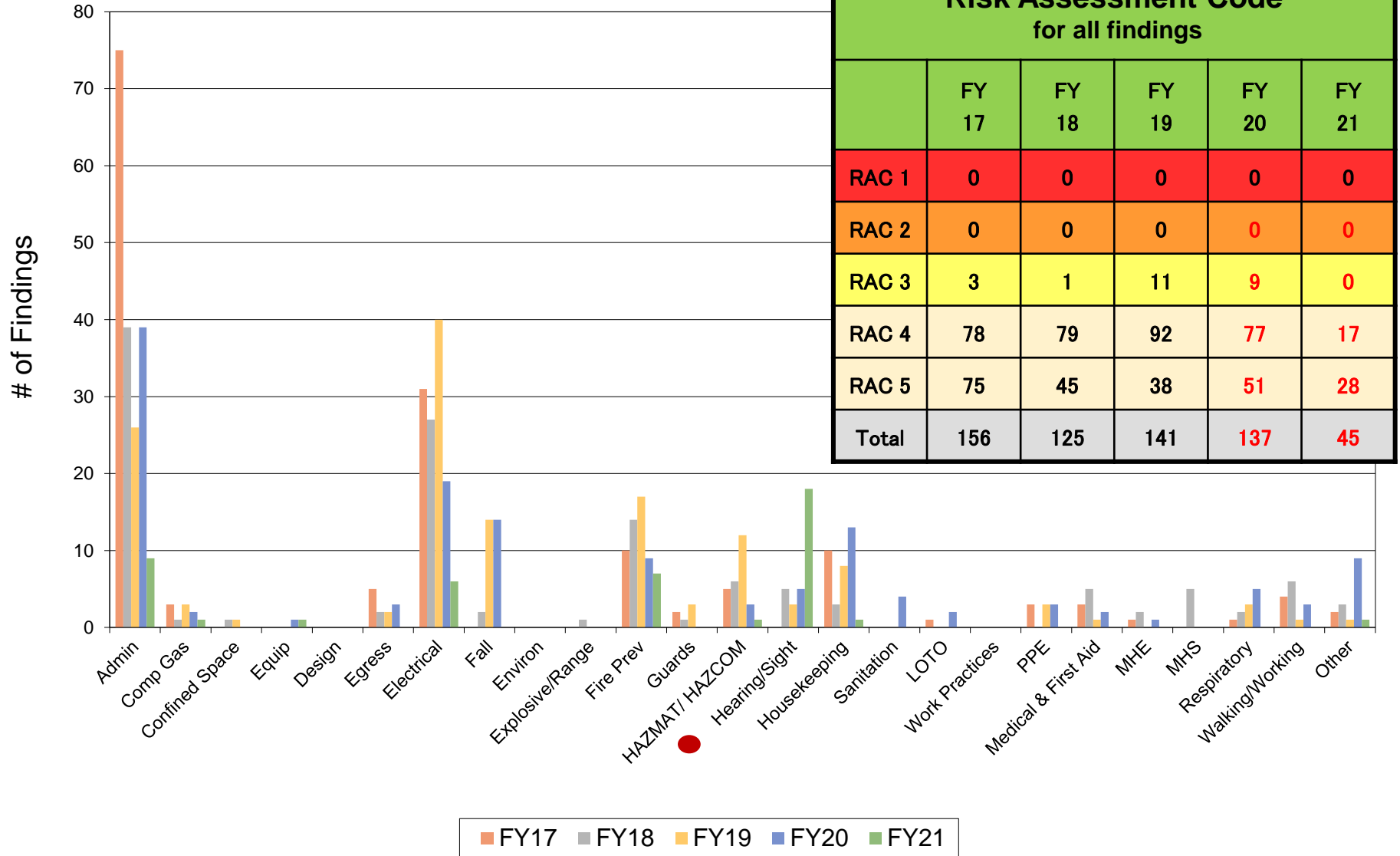




FY17-FY21 Inspection Findings

MCLB Albany

as of 20 Jan 21





Safety and Occupational Health Inspections



FY20 Abatement Efficiency Index: 93%

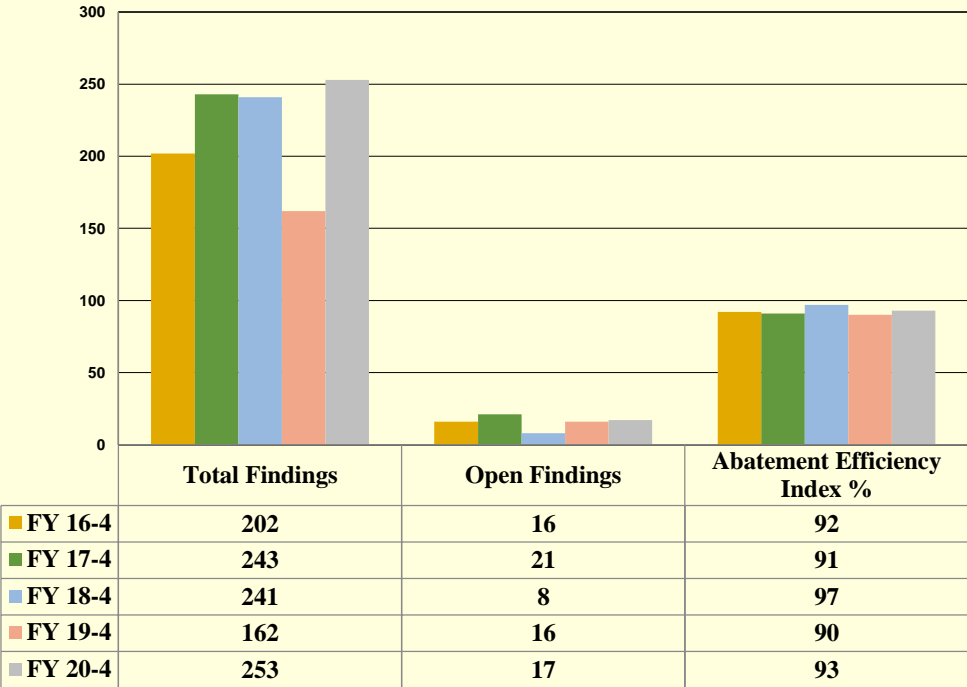
7% (17) of the **253** Findings identified by Safety & Occupational Health Inspections during FY20 are not documented as abated within 30 days.

Supervisor Responsibility: “Provide for or ensure abatement of all identified workplace OSH deficiencies.”
NAVMC Dir 5100.8, Chap. 7 Para 7004.4.f

Open Findings as of 20 Jan 21

UNIT	Number	RAC
HQ Company	4	5
HQ Special Staff	2	5
MCCS	1	4
PSD	7	4 / 5
MFSC	3	3 / 4
Total	17	

Abatement Efficiency Index Trend Analysis
FY16 – FY20



The Unit Safety Officer is responsible for maintaining a hazard abatement log, monitoring the corrective actions (Work Requests) taken, and reporting the status to the Risk Management Office.



Safety and Occupational Health Inspections



FY21 Abatement Efficiency Index: 69%

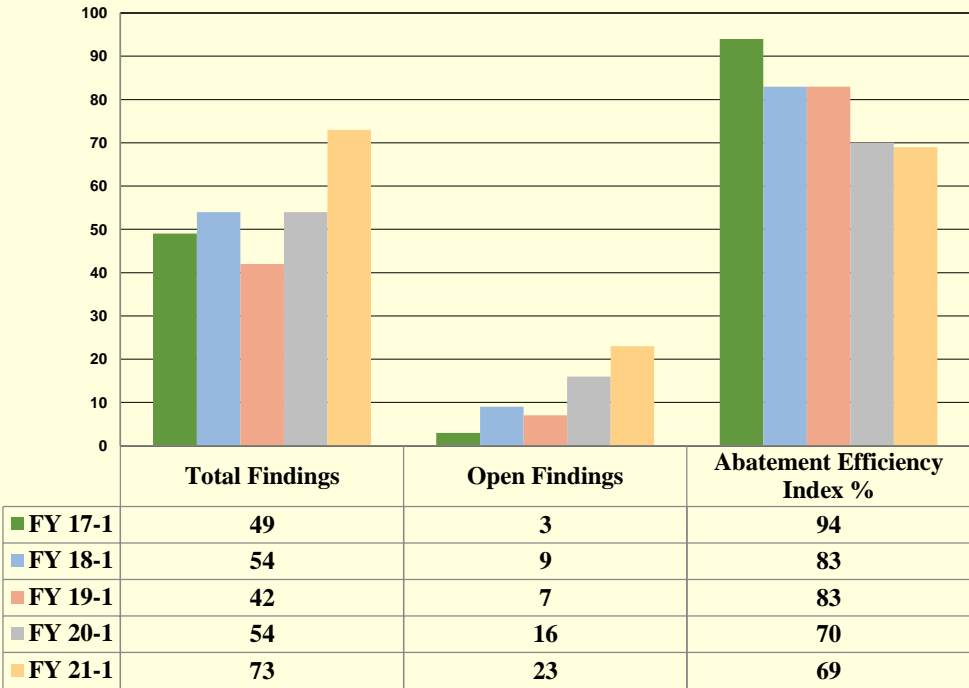
31% (23) of the **73** Findings identified by Safety & Occupational Health Inspections during FY21 are not documented as abated within 30 days.

Supervisor Responsibility: “Provide for or ensure abatement of all identified workplace OSH deficiencies.”
NAVMC Dir 5100.8, Chap. 7 Para 7004.4.f

Open Findings as of 20 Jan 21

UNIT	Number	RAC
HQ Company	1	5
LSD	3	5
I&E	4	5
MCCS	1	5
PSD	10	5
National Guard	2	4
NMRTU	1	4
General Accounts	1	4
Total	23	

Abatement Efficiency Index Trend Analysis FY17 – FY21



The Unit Safety Officer is responsible for maintaining a hazard abatement log, monitoring the corrective actions (Work Requests) taken, and reporting the status to the Risk Management Office.



Reports of Near Miss



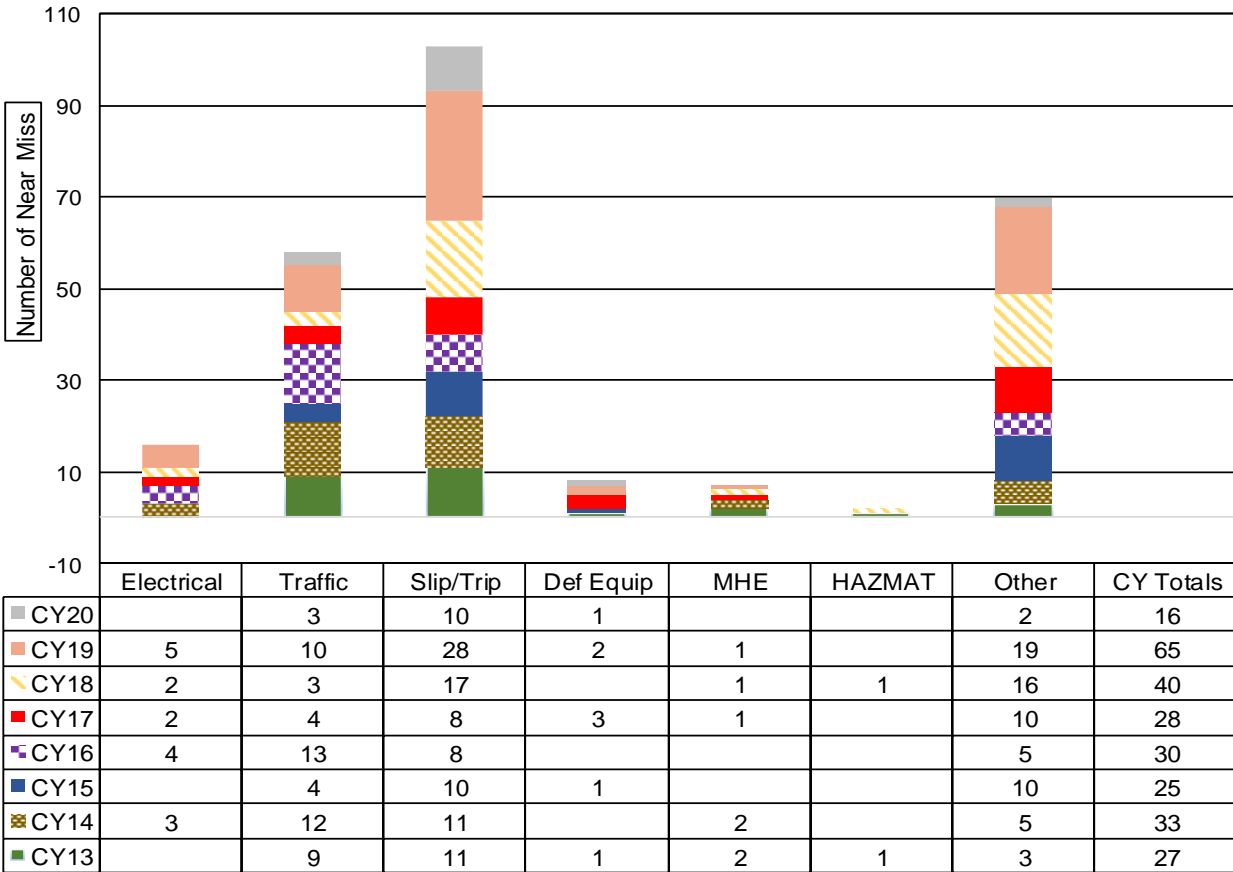
ESAMS recorded **3** valid Near Miss* Reports for this quarter

*A Near Miss is defined as: Conditions that exist or incidents that occur without injury or property damage. Near misses include unsafe or unhealthful actions, behaviors, or working conditions that did not result in a mishap. (MCLBAO P5100.1L CH 1)

4th Quarter CY20

Division	Current Quarter Reported	Total Reported for CY20
LSD	2	5
PSD	0	0
CISD	1	2
MCCS	0	6
I&E	0	1
HQ Staff	0	0
HQ Co.	0	0
Comptroller	0	2
OTD	0	0
Total	3	16

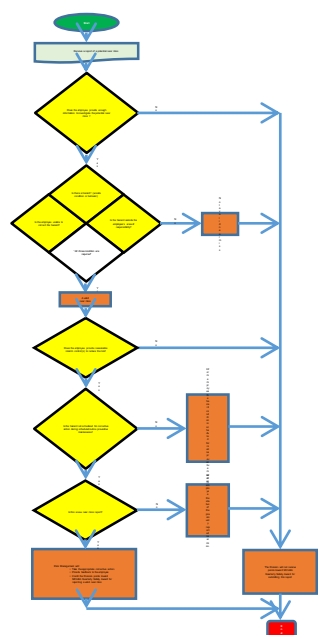
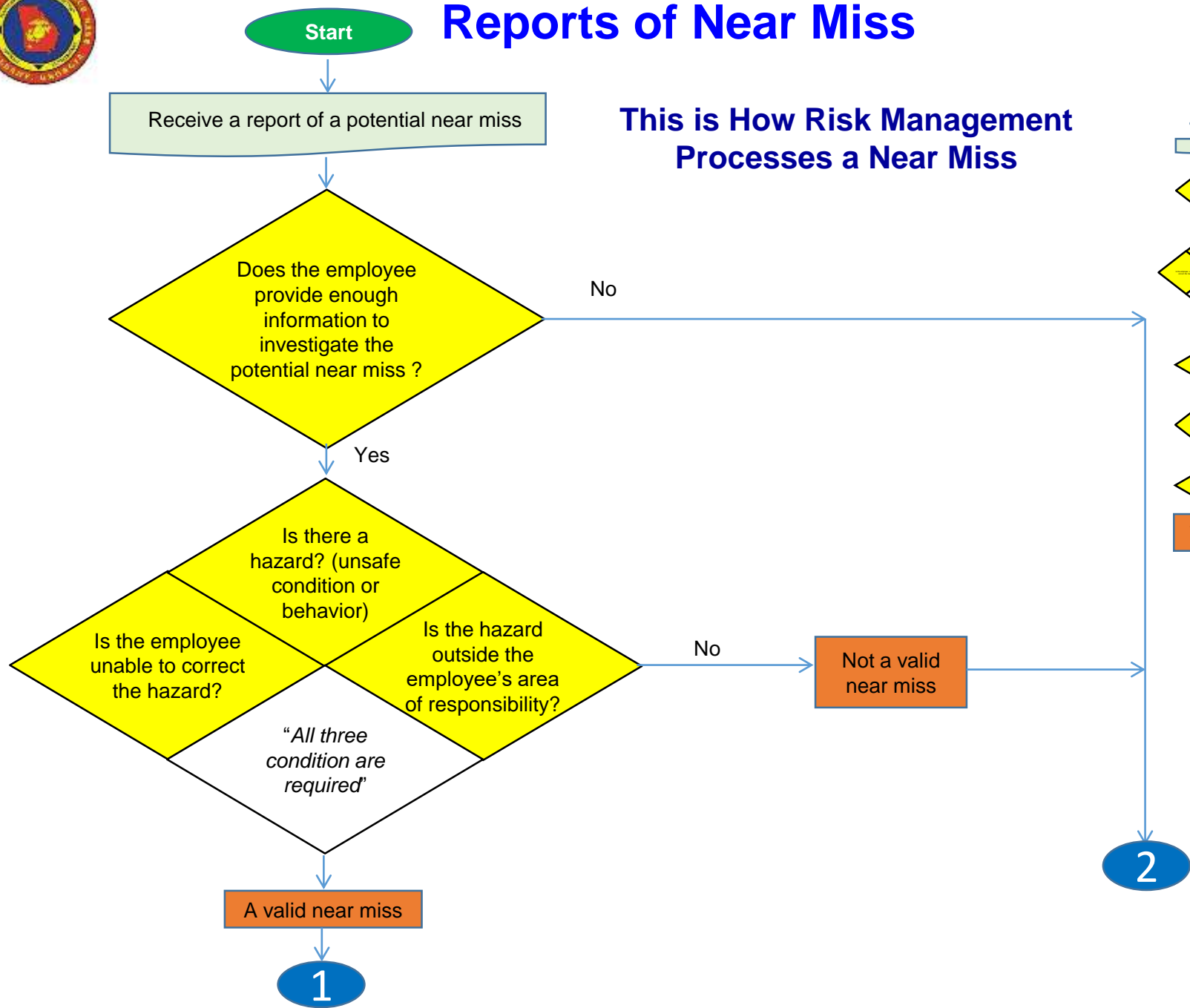
Report of Near Miss (CY13-CY20)





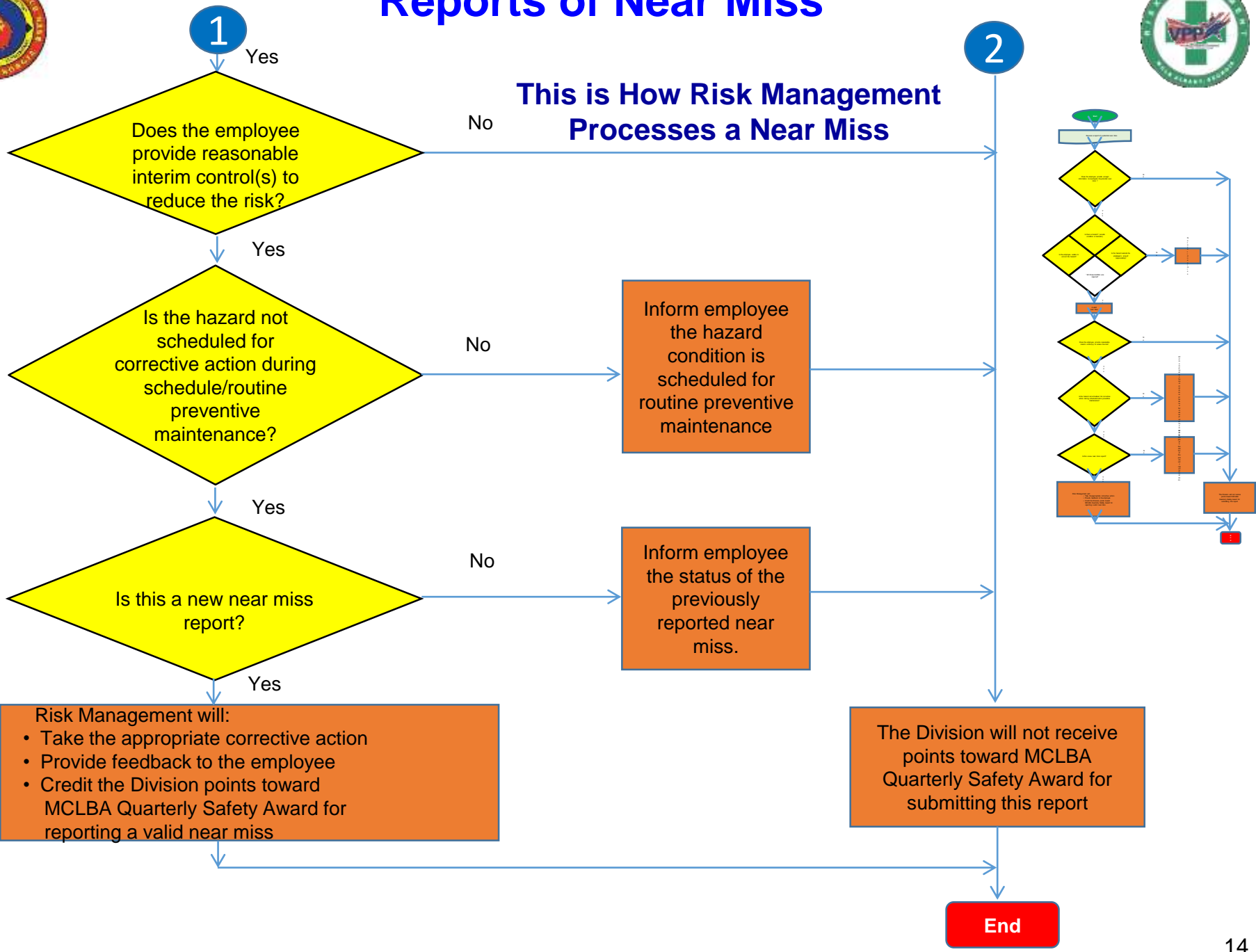
Reports of Near Miss

This is How Risk Management Processes a Near Miss





Reports of Near Miss





Unit Safety Reports



Briefing Order:

HQ Co

PSD

MCCS

DLA

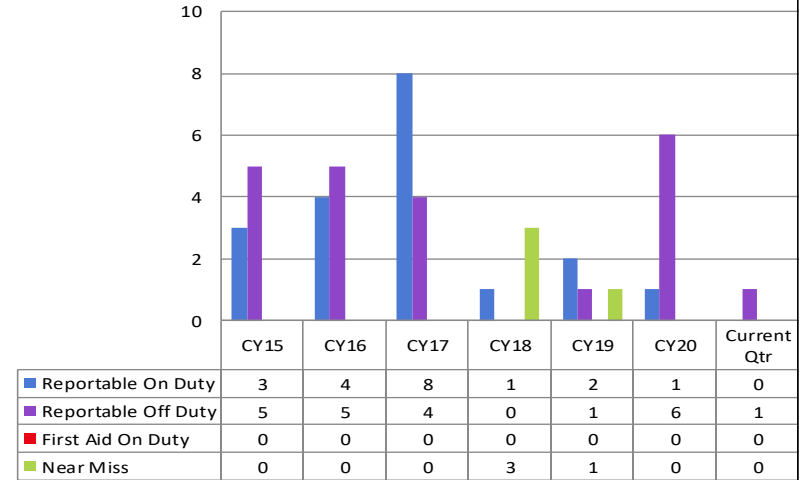


Headquarters Company



CY20 Total Injuries/Illnesses												
	Jan	Feb	Mar	Apr	May	Jun	Jul	Aug	Sep	Oct	Nov	Dec
On Duty Inj.	0	0	0	0	0	0	0	0	1	0	0	0
Off Duty Inj.	1	1	1	0	1	0	0	0	0	1	0	1
	On	Off	On	Off	On	Off	On	Off	On	Off	On	Off
Injuries	0		3	0		1	1		0	0		2
Rate	0.0		10.3	0.0		6.6	2.0		4.3	1.4		4.6
CY20 Lost Time Injuries/Illnesses												
	Jan	Feb	Mar	Apr	May	Jun	Jul	Aug	Sep	Oct	Nov	Dec
On Duty Inj.	0	0	0	0	0	0	0	0	0	0	0	0
Off Duty Inj.	0	1	0	0	1	0	0	0	0	0	0	0
	On	Off	On	Off	On	Off	On	Off	On	Off	On	Off
Lost Time Injuries	0		1	0		1	0		0	0		0
Lost Time Rate	0.0		3.4	0.0		1.7	0.0		0.0	0.0		0.0
Lost Day Rate	0.0		48.0	0.0		26.6	0.0		17.1	0.0		12.3

CY15-20 ESAMS Data



CY20 Property Damage		
1 st Qtr	Space heater fire in the barracks.	\$1,200.00
2 nd Qtr	None	\$0.00
3 rd Qtr	None	\$0.00
4 th Qtr	None	0.00
Total	1 Property Damage	\$1,200.00

Inspection Results	
Jan 20	71%



Narrative of Military Reportable Cases CY20

	Date	Narrative	Status	Results
1 st Qtr.	1/22/20	SNM dislocated left shoulder while playing basketball.	Off duty	14 days Restriction
	2/22/20	SNM broke right hand while on liberty.	Off duty	14 days LT, 14 days Restriction
	3/7/20	SNM injured foot while stepping out of the shower.	Off duty	Other
2 nd Qtr.	5/31/20	SNM stung by wasp on right leg while walking.	Off duty	2 days LT, 5 days Restriction
3rd Qtr.	9/8/20	SNM fractured right tibia while running trails off base.	On duty	30 days Restriction
4 th Qtr.	10/14/20	SNM injured left eye with baseball bat.	Off Duty	Other
	12/6/20	SNM lacerated left hand while opening a box at barracks room.	Off Duty	Other

On duty
Off duty

Lost time
Restrict
Other
First Aid



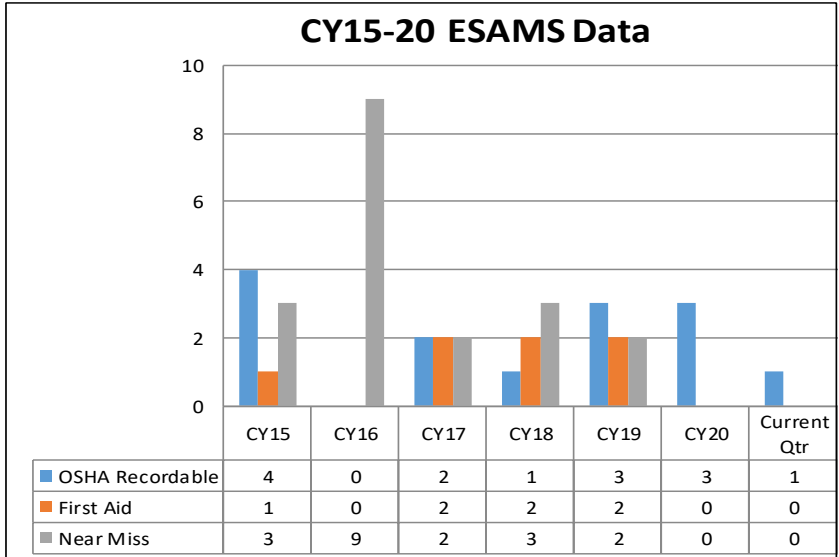
Public Safety Division



CY20 Total Injuries/Illnesses												
	Jan	Feb	Mar	Apr	May	Jun	Jul	Aug	Sep	Oct	Nov	Dec
Injuries	1	0	0	1	0	0	0	0	0	0	1	0
	1st QTR			2nd QTR			3rd QTR			4th QTR		
Injuries	1			1			0			1		
Rate	3.0			3.0			2.0			2.2		
CY20 Lost Time Injuries/Illnesses												
	Jan	Feb	Mar	Apr	May	Jun	Jul	Aug	Sep	Oct	Nov	Dec
Injuries	0	0	0	1	0	0	0	0	0	0	1	0
	1st QTR			2nd QTR			3rd QTR			4th QTR		
Lost Time Injuries	0			1			0			1		
Lost Time Rate	0.0			1.5			1.0			1.5		
Lost Day Rate	0.0			0.0			0.0			7.5		

CY20 Property Damage		
1 st Qtr	None	\$0.00
2 nd Qtr	None	\$0.00
3 rd Qtr	Loss of MWD at Bldg 5305	\$6,898.00
4 th Qtr	GOV – light pole	\$5,000.00
Total	2 Property Damages	\$11,898.00

Inspection Results	
Jul 20	81%

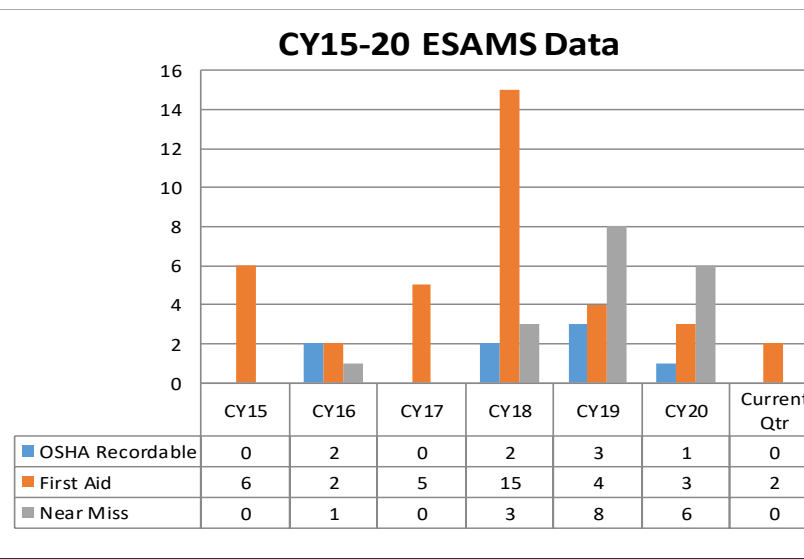




Marine Corps Community Services



CY20 Total Injuries/Illnesses												
	Jan	Feb	Mar	Apr	May	Jun	Jul	Aug	Sep	Oct	Nov	Dec
Injuries	0	0	0	0	0	1	1	0	0	0	1	1
	1st QTR			2nd QTR			3rd QTR			4th QTR		
Injuries	0			1			1			2		
Rate	0.0			1.2			1.6			2.4		
CY20 Lost Time Injuries/Illnesses												
	Jan	Feb	Mar	Apr	May	Jun	Jul	Aug	Sep	Oct	Nov	Dec
Injuries	0	0	0	0	0	0	1	0	0	0	0	0
	1st QTR			2nd QTR			3rd QTR			4th QTR		
Lost Time Injuries	0			0			1			0		
Lost Time Rate	0.0			0.0			0.8			0.6		
Lost Day Rate	0.0			0.0			40.5			30.7		



CY20 Property Damage		
1 st Qtr	None	\$0.00
2 nd Qtr	None	\$0.00
3 rd Qtr	None	\$0.00
4 th Qtr	None	\$0.00
Total	None	\$0.00

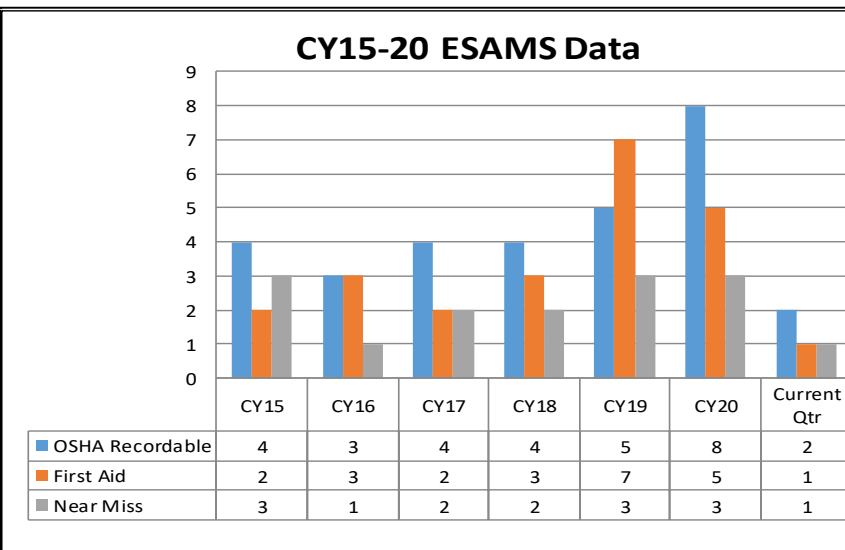
Inspection Results	
Aug 20	99%



DLA Distribution Albany Georgia



CY20 Total Injuries/Illnesses												
	Jan	Feb	Mar	Apr	May	Jun	Jul	Aug	Sep	Oct	Nov	Dec
Injuries	0	1	2	0	1	2	1	3	0	1	1	1
	1st QTR			2nd QTR			3rd QTR			4th QTR		
Injuries	3			3			4			3		
Rate	9.6			9.6			10.7			10.4		
CY20 Lost Time Injuries/Illnesses												
	Jan	Feb	Mar	Apr	May	Jun	Jul	Aug	Sep	Oct	Nov	Dec
Injuries	0	0	0	0	1	1	0	0	0	0	0	0
	1st QTR			2nd QTR			3rd QTR			4th QTR		
Lost Time Injuries	0			2			0			0		
Lost Time Rate	0.0			3.2			2.1			1.6		
Lost Day Rate	3.2			81.6			54.4			40.8		



CY20 Property Damage		
1 st Qtr	2 Property Damages	EST. \$1,000
2 nd Qtr	2 Property Damages	EST. \$500
3 rd Qtr.	(1) Stock selector drove over weight scale power cord, damaging electrical cord.	\$15.00
	(2) Forklift struck security gate at bldg. 1221, bay 4.	\$50.00
4 th Qtr.	None Reported	\$0.00
Total	6 Property Damages	\$1,065.00
Most Recent Inspection		
May 2019		

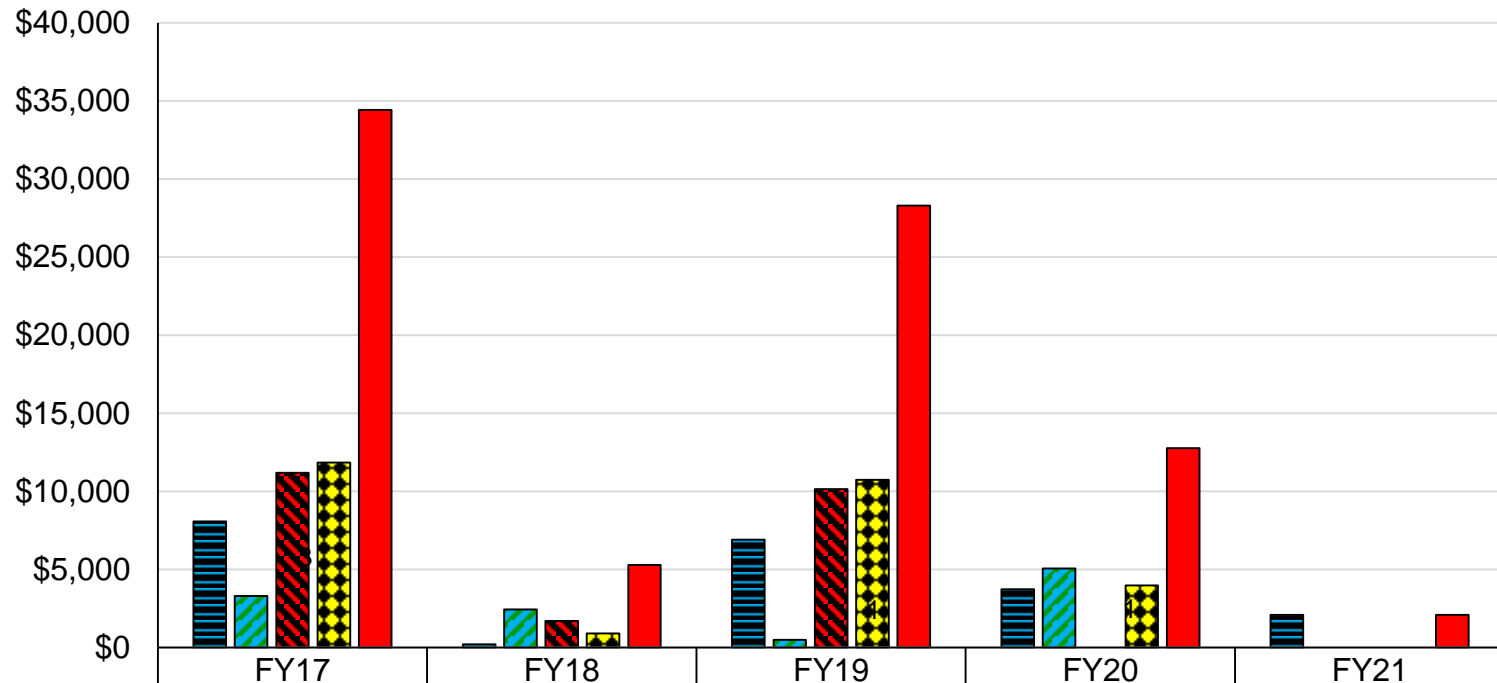
Successes, Initiatives, and Concerns
<p><u>DLA Distribution Albany:</u></p> <ul style="list-style-type: none"> Daily Industrial Safety Briefing to working groups by supervisors. Safety All Hands briefs sent via email. Continuous process improvements on COVID19 labeling, hand washing stations, sanitizing, cleaning schedules, and employee safety concerns. Completed FY20 internal OSH Council meeting in December.



GOV Fleet Safety

GOV Damage

FY17 – FY21



	FY17	FY18	FY19	FY20	FY21
1st Qtr	\$8,076	\$215	\$6,918	\$3,730	\$2,100
2nd Qtr	\$3,298	\$2,450	\$500	\$5,060	\$0
3rd Qtr	\$11,188	\$1,710	\$10,140	\$0	\$0
4th Qtr	\$11,856	\$910	\$10,742	\$3,985	\$0
TOTAL	\$34,418	\$5,285	\$28,300	\$12,775	\$2,100

1st Qtr 2nd Qtr 3rd Qtr 4th Qtr TOTAL



FY21 GOV and Real Property Damage Cases



Quarter	Date	Narrative	Cost
1 st Qtr	10/27/20	I&E – White E-Cart (G43-0936R) driver's side rear toolbox door was struck by falling chain link fence gate during servicing.	\$100.00
	12/12/20	PSD – White Ford Interceptors (G11-0036V) Passenger side front bumper and quarter panel struck light pole at Broom Blvd. and Slack Ave.	\$2,000.00
			\$3,000.00
2 nd Qtr			
3 rd Qtr			
4 th Qtr			
Qtr Total			\$5,100.00
Total			\$5,100.00



Property Damages

\$100.00



I&E – White E-Card (G43-0936R) driver's side rear toolbox door was struck by falling chain link fence gate during servicing.

\$3,000.00

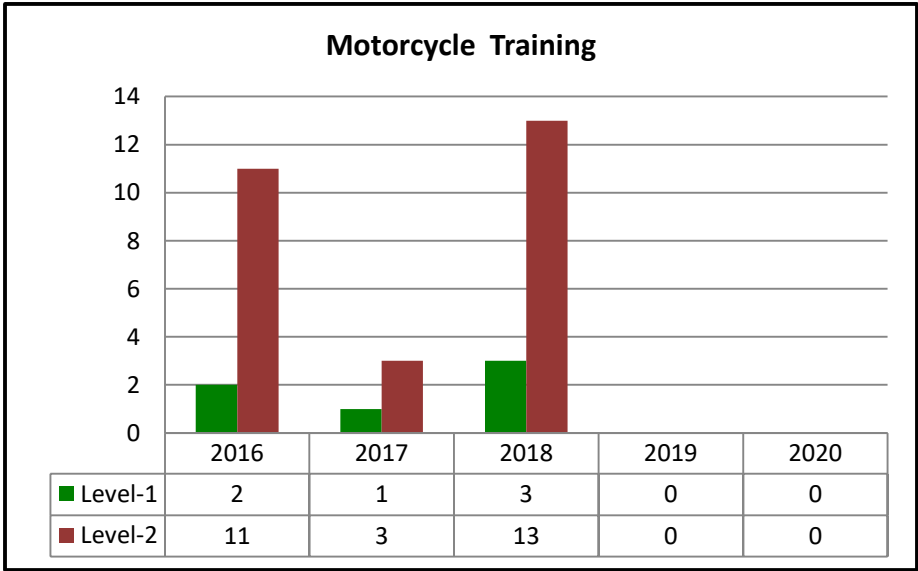
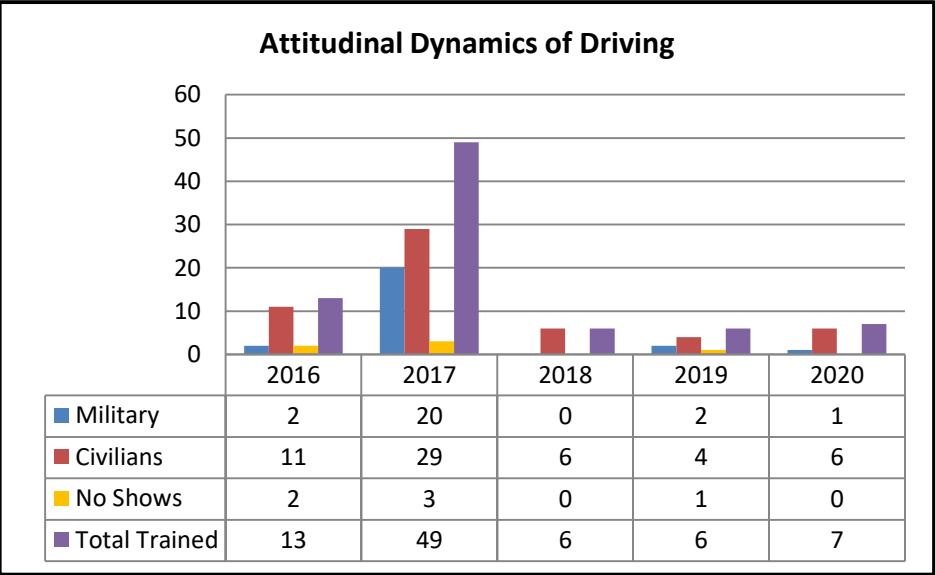
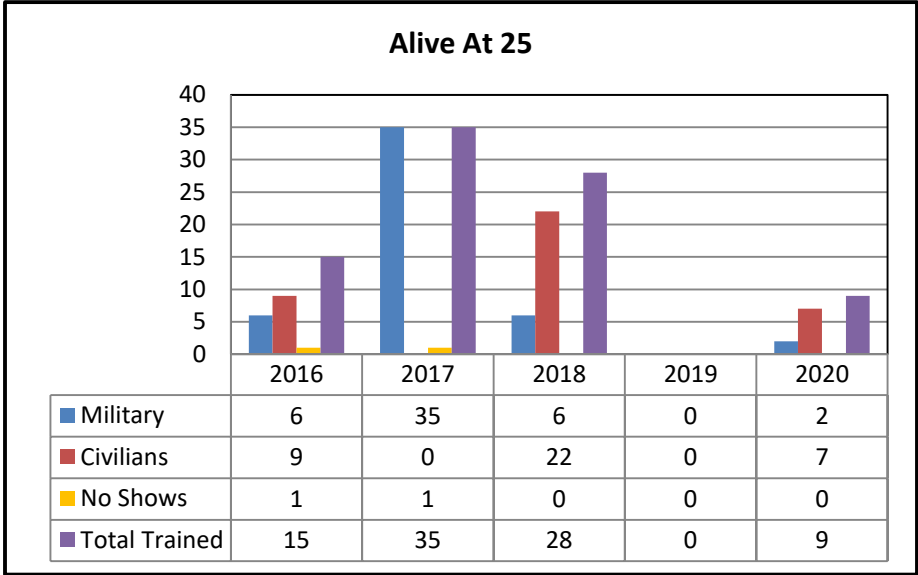


\$2,000.00



PSD – White Ford Interceptor (G11-0036V) Passenger side front bumper and quarter panel struck light pole at Broom Blvd. and Slack Ave.

Driver Education Program



Albany Riders Club Meeting Dates

Club President	LtCol Timothy Egan (MFSC)	639-7189
Club Vice President	GySgt Andrew Fisher (MFSC)	639-5921
Base Representative	MSgt Dederick Brooks	639-6251

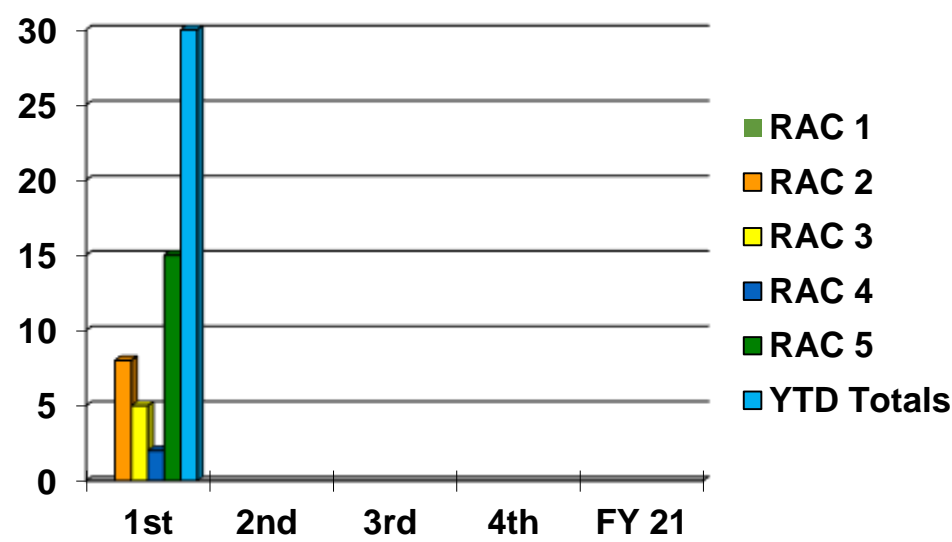
For information regarding training availability, contact GySgt Fisher or MSgt Brooks for course registration.
(Traffic Safety Program Manager – VACANT)



MCFD – 1st Qtr FY21



Prevention Section		
FY-2021	1st QTR	YTD
Inspections	62	62
Violations Open	8	8
Violations Closed	16	16
On the Spot Corrections (OSCs)	6	6
Hot Work Permits Issued (HWPs)	40	40



- Per MCLBAO 11320.2F, Directors and Branch Heads are appointed Area Fire Marshals & are responsible for the Fire Prevention programs in their areas of responsibility.
- Branch Heads appoint in writing a Fire Warden who will be responsible for executing and implementing the fire prevention program within their building, facility or areas.
- Appointment letters shall be sent to the Assistant Chief of Fire Prevention at:
megan.cornell@usmc.mil
- Each tenant within a facility shall have a Fire Warden Assigned.

Total Fire Wardens Trained for 1st QTR: 2



MCPD – 4th Qtr. CY20

Reported Traffic Collisions

GOV

VEHICLE TYPE	Quarter	YTD
GOV - GOV	0	0
GOV - POV	0	0
GOV - Fixed Object	4	4
GOV - Animal	1	2
GOV - Pedestrian	0	0
GOV - Bicycle	0	0
GOV - Rollover	0	0
Hit & Run (GOV)	0	0
Total	5	6

POV

VEHICLE TYPE	Quarter	YTD
POV - POV	1	5
POV - GOV	0	0
POV - Fixed Object	0	4
POV - Animal	0	0
Hit & Run (POV)	0	0
POV - Bicycle	0	0
POV - Rollover	0	0
Motorcycle	0	0
Total	1	9

Reported “Motor Vehicle” Collisions (Off Road Damage to Property)

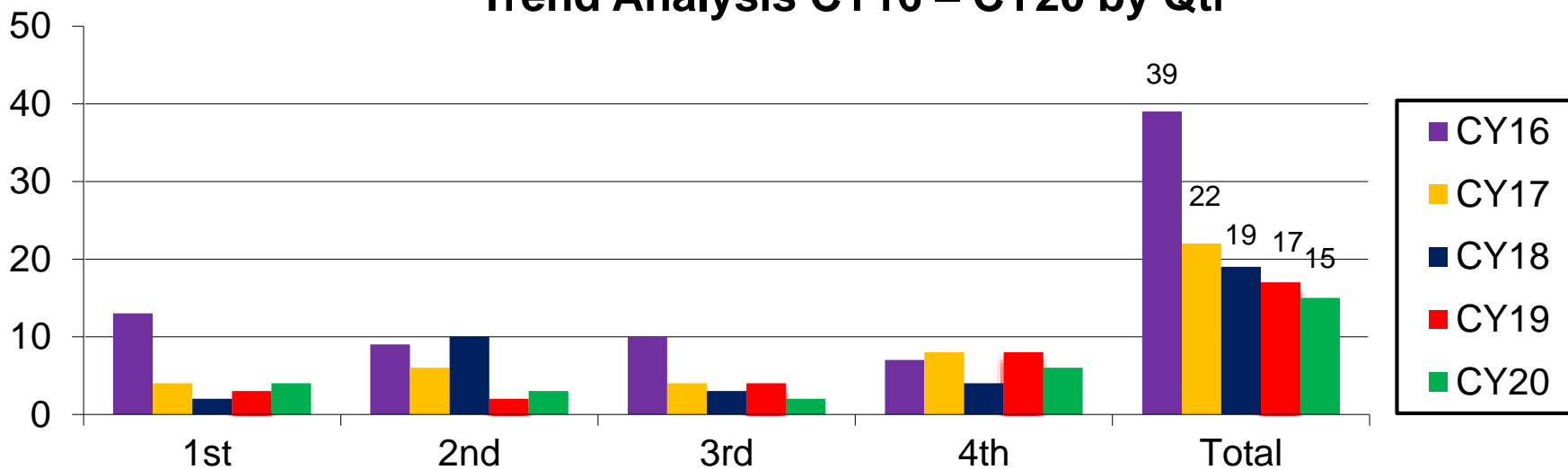
VEHICLE TYPE	Quarter	YTD
GOV - GOV	0	2
GOV - POV	0	0
GOV - Fixed Object	3	23
Total	3	25

VEHICLE TYPE	Quarter	YTD
POV - POV	0	0
POV - GOV	0	0
POV - Fixed Object	0	0
Total	0	0

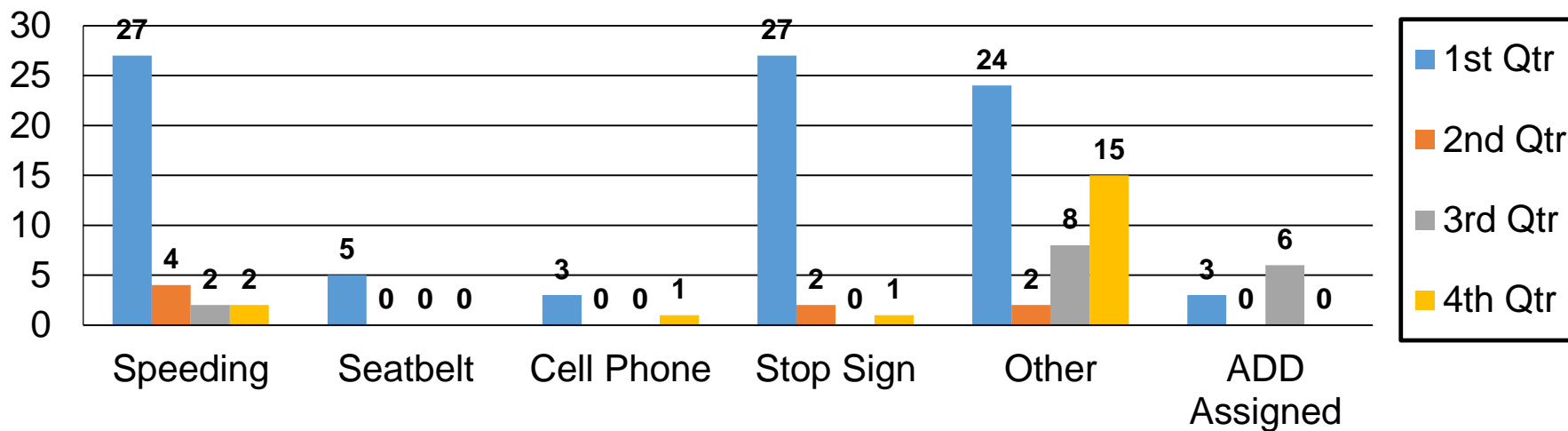


MCPD – 4th Qtr. CY20

Trend Analysis CY16 – CY20 by Qtr



Traffic Court





Injury Compensation

Federal Workers' Compensation Program

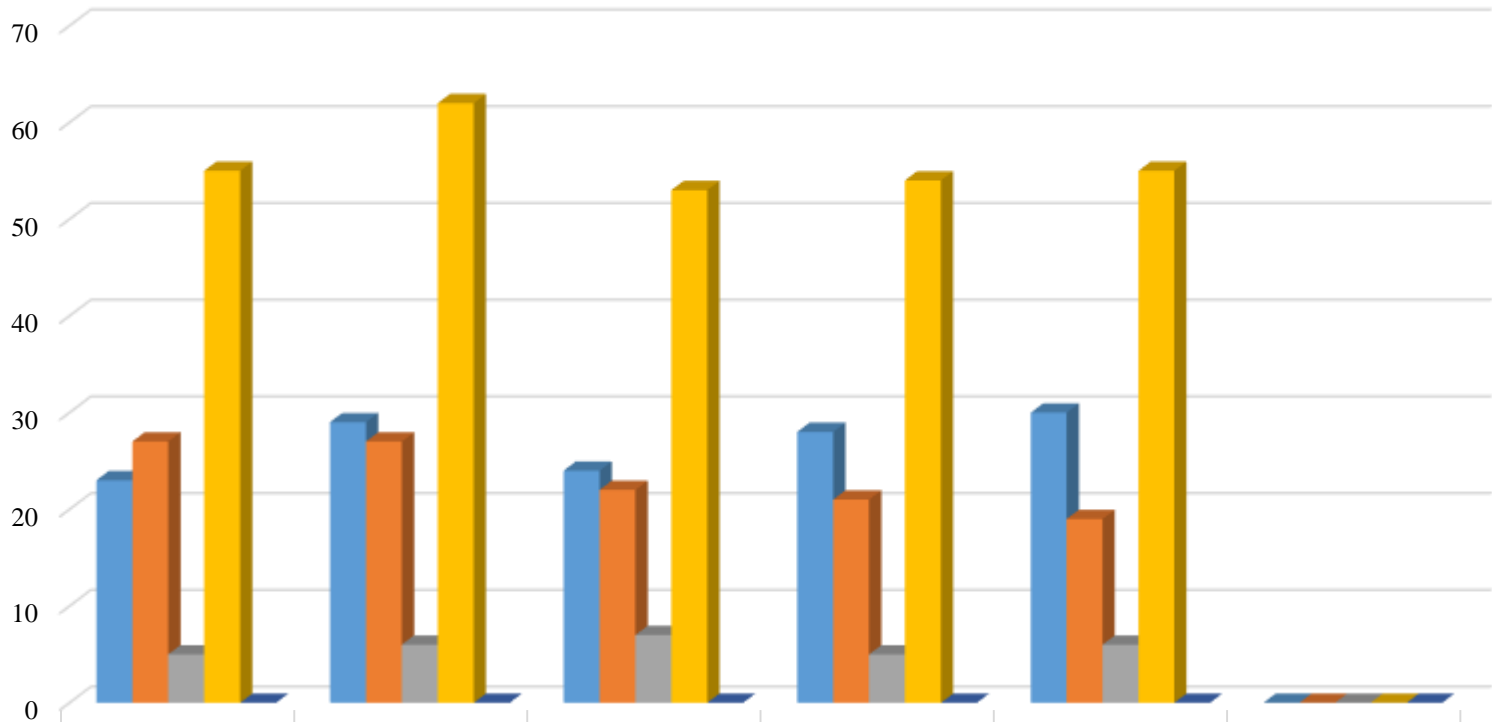
- All injuries and CA-1's or CA-2's should be reported to Workers' Comp Office via:
 - Hand delivery of hard copy to HRO/Workers' Comp
 - Fax to (229) 639-5457
 - email to: jay.mason@usmc.mil
shelia.florence@usmc.mil
- Employees' Compensation Operations & Management Portal (ECOMP) has become the preferred vehicle for implementing new employee injury claims.
- Employees/supervisors should forward any employee injury forms to the workers compensation office for processing into ECOMP.

<u>Injury Status</u>	
<u>Oct.</u>	➤ No injuries noted/recorded.
<u>Nov.</u>	➤ 1 – Employee has returned to regular duty.
<u>Dec.</u>	➤ No injuries noted/recorded.

Mr. Jay P. Mason
Ms. Shelia Lester Florence
Injury Compensation Program Administrator
(229) 639-5244



Annual Drug Testing Results (2016 thru 2021)



	2016	2017	2018	2019	2020	2021
Police Depart	23	29	24	28	30	0
Fire Depart	27	27	22	21	19	0
Motor Vehicle Ops	5	6	7	5	6	0
Total Tested	55	62	53	54	55	0
Positive Results	0	0	0	0	0	0

■ Police Depart ■ Fire Depart ■ Motor Vehicle Ops ■ Total Tested ■ Positive Results



Ergonomics

Workplace Ergonomics Risk Factors

1) Forceful exertion:

Force is the amount of physical effort required to perform a task (such as heavy lifting) or to maintain control of equipment or tools.

Tasks that require **forceful exertions** place higher loads on the muscles, tendons, ligaments, and joints.



2) Extreme temperature:

Extreme temperatures can be a risk to employees.

Hot temperatures can lead to dehydration and muscle fatigue, especially in conjunction with high humidity.

Cold temperatures make the muscles less flexible, resulting in muscle strains and pulls.



For more information & details:

- 1) In ESAMS: January 2021 SafetyTalks. / Training course # 373, Ergonomics Awareness.
- 2) Base Order 6260.4A, Ergonomics Program.



Radiological Affairs Safety Program (RASP)



- **10 November 2020 - RADCON Annual Audit of MCLB Albany - Two discrepancies were noted:**
 - Annual Review of Program incomplete.
 - Shipment Disposal Records unavailable.
- **01 December 20 - Five drums were picked up for disposal from the Low- Level Radioactive Waste (LLRW) by C & C Environmental Inc.**
- **15 December 2020 - Radiation Emergency Response Drill, Building 2700 (Radiac Calibration Laboratory) and Building 1340 Low Level Radioactive Waste (LLRW) warehouse. Status: Satisfactory**
- **06 January 2021 - 147 Radiological Test Samples shipped to Consolidated Storage Program (CSP), Camp Lejeune.**
- **No Unwanted Radioactive Material (URM) in the LLRW.**



Explosives Safety



MCPD K-9 CETASM:

- Work Request submitted on 19 Sep 19
- Explosives Safety Site Approval Request in progress
- CETASM arrived on 14 Jan 21



MCLBAO 8020.1 Explosives Safety Order:

- Signed by CO 14 Jan 21



16-19 Nov 20: MARCORSYSCOM Explosives Safety Inspection

- 25 Deficiencies (1-Critical, 2-Serious, 5-Moderate, 7-Minor, 10-Negligible)
- 17 Open (1-Critical, 2-Serious, 5-Moderate, 7-Minor, 10-Negligible)
- Corrective Action Plan due to MARCORSYSCOM on 20 Feb 21



SACO



ALCOHOL/URINALYSIS SCREENING PROGRAM FY21 1st QUARTER TESTING RESULTS

- 0 = Alcohol Related Incident (ARI) for 1st Qtr
- 0 = Drug Related Incidents (DRI) for 1st Qtr
- 0 = Tested "Positive" of .02 or above for Breathalyzer Screening

October

- 33- MARINES REPORTED FOR BREATHALYZER / URINALYSIS SCREENING
- 33- MARINES WERE TESTED
- 0 - TESTED POSITIVE FOR BREATHALYZER / URINALYSIS SCREENING

November

- 14 - MARINES REPORTED FOR BREATHALYZER / URINALYSIS SCREENING
- 14 - MARINES WERE TESTED
- 0 - TESTED POSITIVE FOR BREATHALYZER

December

- 24- MARINES REPORTED FOR BREATHALYZER / URINALYSIS SCREENING
- 24 - MARINES WERE TESTED
- 0 - TESTED POSITIVE FOR BREATHALYZER / URINALYSIS SCREENING



Hearing Conservation

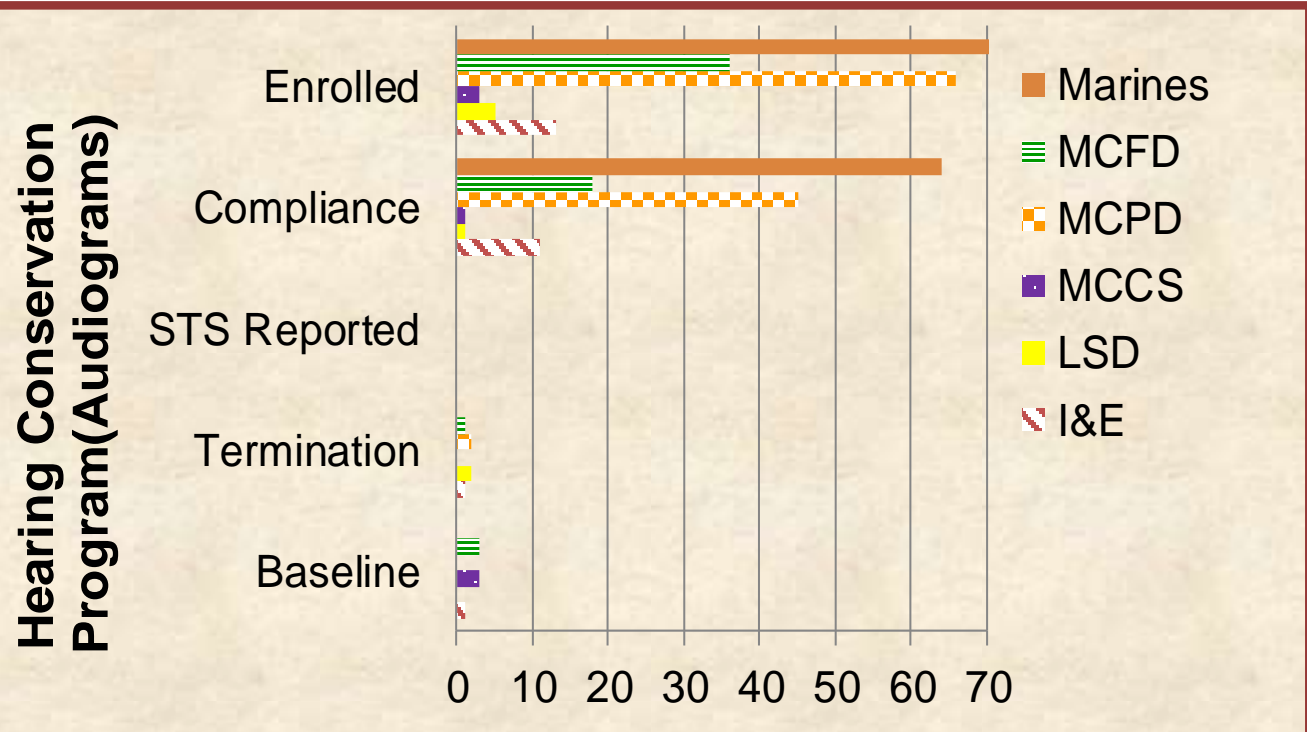
Hearing Readiness Metrics CY20

as of 13 Jan 21



Reference: **MCO 6260.3A**,
Marine Corps Hearing
Conservation Program

1. Training requirements
2. Audiogram (Baseline, Annual, and Termination)
3. STS/PTS
4. Fit Testing
5. Identifying noise hazardous area and equipment
6. Best way to manage the program is by using ESAMS



	Marines	MCFD	MCPD	MCCS	LSD	I&E	Total
Enrolled	78	36	66	3	5	13	201
Compliance	64	18	45	1	1	11	140
STS Reported	0	0	0	0	0	0	0
Audiogram Completion	82.1%	50.0%	68.2%	33.3%	20.0%	84.6%	69.7%
STS Rate Reported	0.0%	0.0%	0.0%	0.0%	0.0%	0.0%	0.0%



Naval Medicine Readiness & Training Unit Albany, GA



Occupational Health

Industrial Hygiene Survey Schedule by FY21

Division	Hazard Category	IH Survey Due Date
MCLBA Respiratory Protection Program Review	1	Complete – In edits
MCLBA H&S	2	In Progress
MARCORLOGCOM	2	In Progress
MCLBA	2	Set for Jan.
Installation and Environment Division (I&E)	1	Set for Feb.
CISD	2	Set for Feb.



GREAT SAFETY TRAINING OPPORTUNITIES



What:	VPP 101	Safety Leaders Workshop
Who:	New employees and Marines that have not previously attended the course.	New supervisors and managers that have not previously attended the course. Employees are encouraged to attend.
When:	<ul style="list-style-type: none">• 04 February 2020, 0900-1000• 04 March 2020, 0900-1000• 01 April 2020, 0900-1000	April 2021
Where:	Via teleconference using PSD bridge: (229) 639-9982 – Access Code: 5691#	TBD
Why:	MCLB Albany is an OSHA VPP Star Site, this training will help new employees and Marines understand what VPP is and learn how they can help the Command maintain Star status.	To impart a stronger sense of awareness of safety issues to the workforce and increase employee's understanding of the impact and importance of a robust and effective safety and health program.
How:	Please contact your division training coordinator to reserve your seat.	



Status of Formal Safety Officer Training



Unit	Safety Officer	Trained	Remarks	Course Schedule
HQ & Staff	LtCol Joseph Ray	Yes		Ground Safety for Marines <u>CY21 MCB CAMLEJ</u> 12-23 April 2021 7-18 June 2021 12-23 July 2021 13-24 September 2021 18-29 October 2021
HQ Company	GySgt Stephanie Cochrane	26 Jun 15		
Comptroller	Mr. Richard Gyabin			
LSD	Sgt Kevin Clark	Scheduled for:	12-23 April 2021	
OTD	Mr. Anthony Wade			
CISD	Mrs. Tammy Sisai	18 Dec 15		
I&E	Mr. Randall Sexton	6 Feb 09		
PSD	Mr. William Womble	27 Jun 08		
MCCS	Mrs. Alisha Montieth	12 Jun 09		
PPA	Mr. Trent Blalock	28 Sep 07		
SYSCOM	Mr. Jeffrey Wilson	9 Mar 07		
MFSC	Mr. Joseph Carson	6 Mar 09		
DDAG	Mr. Jon Peacock	05 Feb 16		
General Accounts	SSgt. Fred Stewart	12 Feb 14		

NAVMC DIR 5100.8 (MARCOR OSH PROGRAM MANUAL) Chapter 5, Para 5000.7 dtd May 15, 2006

Safety Officer Training: Commanders shall ensure that safety officers attend the Ground Safety For Marines Course (CIN# A-493-0047) or an approved MARFOR Ground Safety Mobile Training Team course within 90 days of assignment. ISMs will track and document training of all safety officers.



VPP ACTIVITIES



Planned for CY21

- | | |
|----|--|
| 1. | CY20 VPP Self Evaluation due by 15 Feb 21 |
| 2. | VPPPA Region IV and National Conference in Nashville, TN, 31 Aug – 2 Sept 21 |

Cancelled in CY21

- | | |
|----|---|
| 1. | Two SGEs scheduled to assist OSHA Evaluation for Milliken Alma Plant, Nicholls, GA, 11-15 Jan 21 – CANCELLED |
|----|---|



SUPPORTING VPP



1. Help the command achieve the CY21 Command Safety Program Goal.
2. Establish a CY21 safety goal for your division.
3. Accompany your safety officer during their monthly inspections.
4. Ensure all employees and contractors attend the VPP 101 training.
5. Ensure supervisors attend the Safety Leaders Workshop.
6. Put the VPP swoosh on your business cards.
7. Add VPP Star Site to your email signature block.
8. Use the Safety Orientation video on our website for contractors and visitors.
9. Give contractors and visitors our tri-fold as part of their safety orientation.
10. Review the VPP FAQs with your employees.



V/R
Col M. J. Fitzgerald USMC
Commanding Officer MCLB Albany-VPP Star Site
Office: (229) 639-5202
First Net Cell: (229) 347-5117
BlackBerry: (229) 364-9685
E-Mail: Michael.J.Fitzgerald3@usmc.mil
814 Radford Blvd
Suite 20302
Albany, Ga 31704-0302

To view the **VISITOR AND CONTRACTOR SAFETY VIDEO**, click on the video below.





CY20 Safety Awards





CY20 Safety Award for 4th Quarter



CO's Safety Division Quarterly/Yearly Award Criteria will be based on the Division that earns the Highest Total Points, which involve the Four Elements of VPP. The formula for calculating total points earned is as follows: VPPSC Participation + Near Miss Report + Hazard Abatement + Training (ESAMS).

Management Leadership & Employee Involvement

Table 1: VPPSC Participation

Ranking Order	Points Earned
If member(s) from your division attend all scheduled VPPSC Meeting(s), the impact could be as much as 30 points earned. The points earned are assessed below.	
Absentee	Points Earned
0	30 Points
1	15 Points
2	5 Points
> 2	0 Points
100% Participation	30 Points

Worksite Analysis

Table 2: Near Miss Report

Ranking Order	Points Earned
1 st	10 Points
2 nd	9 Points
3 rd	8 Points
4 th	7 Points
5 th	6 Points
6 th	5 Points
7 th	4 Points
8 th	3 Points
9 th	2 Points
No Near Miss Report	0 Points

Hazard Prevention & Control

Table 3: Hazard Abatement

Ranking Order	Points Earned
1 st	25 Points
2 nd	23 Points
3 rd	21 Points
4 th	19 Points
5 th	17 Points
6 th	15 Points
7 th	13 Points
8 th	11 Points
9 th	9 Points
100% Hazard Abatement	30 Points

Safety & Health Training

Table 4: Training (ESAMS)

Ranking Order	Points Earned
1 st	25 Points
2 nd	20 Points
3 rd	18 Points
4 th	16 Points
5 th	14 Points
6 th	12 Points
7 th	10 Points
8 th	8 Points
9 th	6 Points
100% Required Training	30 Points

Division	Avg. Number of Employees	VPPSC Absentee	Near Miss Reported	Total Findings	Open Findings	S&H Training %	VPPSC Pts. Earned	Near Miss Pts. Earned	Abatement Pts. Earned	S&H Training Pts. Earned	Total Score	Winning Order
HQ & Staff	15	0	0	0	0	86%	30	0	30	20	80	5
Comptroller	12	0	0	0	0	97%	30	0	30	28	88	2
OTD	9	0	0	0	0	96%	30	0	30	26	86	4
HQ Co	78	0	0	1	1	65%	30	0	11	14	55	8
LSD	56	0	2	16	3	97%	30	10	17	30	87	3
CISD	34	0	1	4	0	86%	30	9	30	25	94	1
I&E	79	0	0	9	4	93%	30	0	15	24	69	6
PSD	132	0	0	12	10	71%	30	0	13	16	59	7
MCCS	163	0	0	3	3	33%	30	0	11	10	51	9



CY20 Safety Award



CO's Safety Division Quarterly/Yearly Award Criteria will be based on the Division that earns the Highest Total Points, which involve the Four Elements of VPP. The formula for calculating total points earned is as follows: VPPSC Participation + Near Miss Report + Hazard Abatement + Training (ESAMS).

Management Leadership & Employee Involvement

Table 1: VPPSC Participation

Ranking Order	Points Earned
If member(s) from your division attend all scheduled VPPSC Meeting(s), the impact could be as much as 30 points earned. The points earned are assessed below.	
Absentee	Points Earned
0	30 Points
1	15 Points
2	5 Points
> 2	0 Points
100% Participation	30 Points

Worksite Analysis

Table 2: Near Miss Report

Ranking Order	Points Earned
1 st	10 Points
2 nd	9 Points
3 rd	8 Points
4 th	7 Points
5 th	6 Points
6 th	5 Points
7 th	4 Points
8 th	3 Points
9 th	2 Points
No Near Miss Report	0 Points

Hazard Prevention & Control

Table 3: Hazard Abatement

Ranking Order	Points Earned
1 st	25 Points
2 nd	23 Points
3 rd	21 Points
4 th	19 Points
5 th	17 Points
6 th	15 Points
7 th	13 Points
8 th	11 Points
9 th	9 Points
100% Hazard Abatement	30 Points

Safety & Health Training

Table 4: Training (ESAMS)

Ranking Order	Points Earned
1 st	25 Points
2 nd	20 Points
3 rd	18 Points
4 th	16 Points
5 th	14 Points
6 th	12 Points
7 th	10 Points
8 th	8 Points
9 th	6 Points
100% Required Training	30 Points

Division	Avg. Number of Employees	VPPSC Absentee	Near Miss Reported	Total Findings	Open Findings	S&H Training %	VPPSC Pts. Earned	Near Miss Pts. Earned	Abatement Pts. Earned	S&H Training Pts. Earned	Total Score	Winning Order
HQ & Staff	15	0	0	10	4	86%	30	0	11	20	61	6
Comptroller	11	1	2	3	0	97%	15	10	30	30	85	3
OTD	10	0	0	1	0	96%	30	0	30	28	88	2
HQ Co	70	2	0	20	4	65%	5	0	17	10	32	8
LSD	52	1	5	31	3	97%	15	9	19	32	75	4
CISD	34	0	2	7	0	86%	30	8	30	25	93	1
I&E	80	1	1	17	5	93%	15	6	15	26	62	5
PSD	133	2	0	32	17	71%	5	0	9	16	30	9
MCCS	164	1	6	16	5	33%	15	7	13	4	39	7



CO Guidance



Mark your Calendars

The next Safety Officer's Council is:

30 Mar 21

The next Commanding Officer's Safety Council is:

06 Apr 21