



Marine Corps Logistics Base Albany



Commanding Officer's Quarterly Safety Council

FY20 4th Quarter - 27 October 2020



PURPOSE

The purpose of the Safety Council is to review the installation and tenant safety performance and program effectiveness, to recommend changes to reduce unsafe practices and to strengthen the overall program.

(NAVMC DIR 5100.8 Chap. 4 Para. 4001)

This meeting serves as the command:

1. **Safe Driving Council** (MCO 5100.19F, Chap. 2, Para. 1)
2. **Ergonomics Committee Meeting** (NAVMC DIR 5100.8 Chap. 19 Para. 19003)

AGENDA

Goals
Performance Metrics
Inspections
Unit Safety Reports
GOV Fleet Safety
Traffic Safety
MCFD

MCPD
Base Traffic Court
Injury Compensation
Ergonomics
RASP
Explosives Safety
SACO

Hearing Conservation
IH Surveys
Safety Training
VPP Activities
Quarterly Safety Award
Open Discussion
CO Guidance



CY20 Command Safety Program Goal



GOAL: Reduce Slip, Trip & Fall Injuries by 50%

Background: According to OSHA, slips, trips and falls account for 15% of fatalities and 25% of injuries each year. In this command, 29% (43 of 149) of our total injuries (first-aid and OSHA-recordable) in the last five years were caused by slip, trip or fall hazards. Additionally, 38% (71 of 187) of near misses reported in the command in the last five years were slip, trip or fall hazards.

References: 29 CFR 1910.21, *Subpart D – Walking Working Surfaces*

Goal: Reduce slip, trip and fall injuries by 50% (no more than 4 injuries) compared to the last five year average (8 injuries).

Target Date: 18 December 2020

Goal Leader: Division Directors, Special Staff, HQ Company Commander

Goal Progress Reporting: Directors, Special Staff and HQ Company Commander will brief the progress of this goal at the Commanding Officer's Quarterly Safety Council.

	Objective	Objective Leader	Completion Date
1	Marines and Civilian Marines will complete ESAMS Course 1259, <i>Navy Fall Protection (Slips, Trips and Same Level Falls) Awareness</i> . Training will be documented in ESAMS.	Division Directors and Special Staff HQ Company Commander	29 April 2020
2	Supervisors will revise their current safety inspection checklists to ensure slip, trip and fall hazards are identified and abated in all assigned work areas. Employee involvement is encouraged in revising and applying the checklists in their assigned work areas. Risk Management will provide slip, trip and fall hazard identification resources to support this objective.	Division Directors and Special Staff HQ Company Commander	29 July 2020
3	Risk Management will consider slip, trip and fall hazard identification as an area of emphasis during CY20 safety inspections within the command.	Installation Safety Manager	18 December 2020

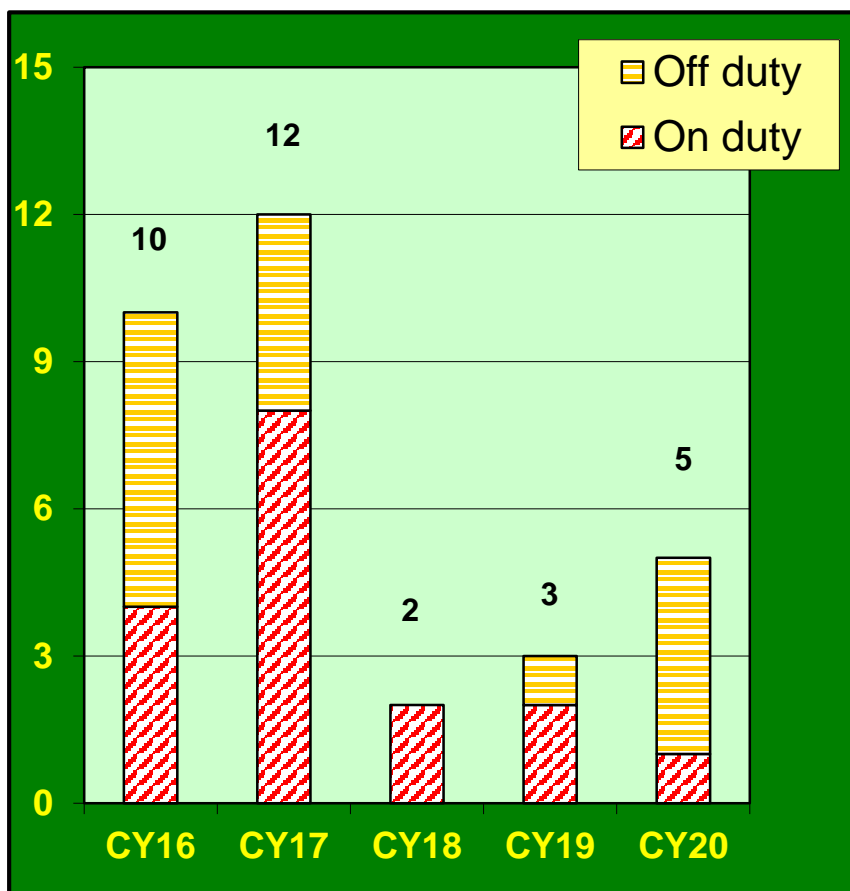
Assessment Criteria		
No Action	In-Progress	Completed



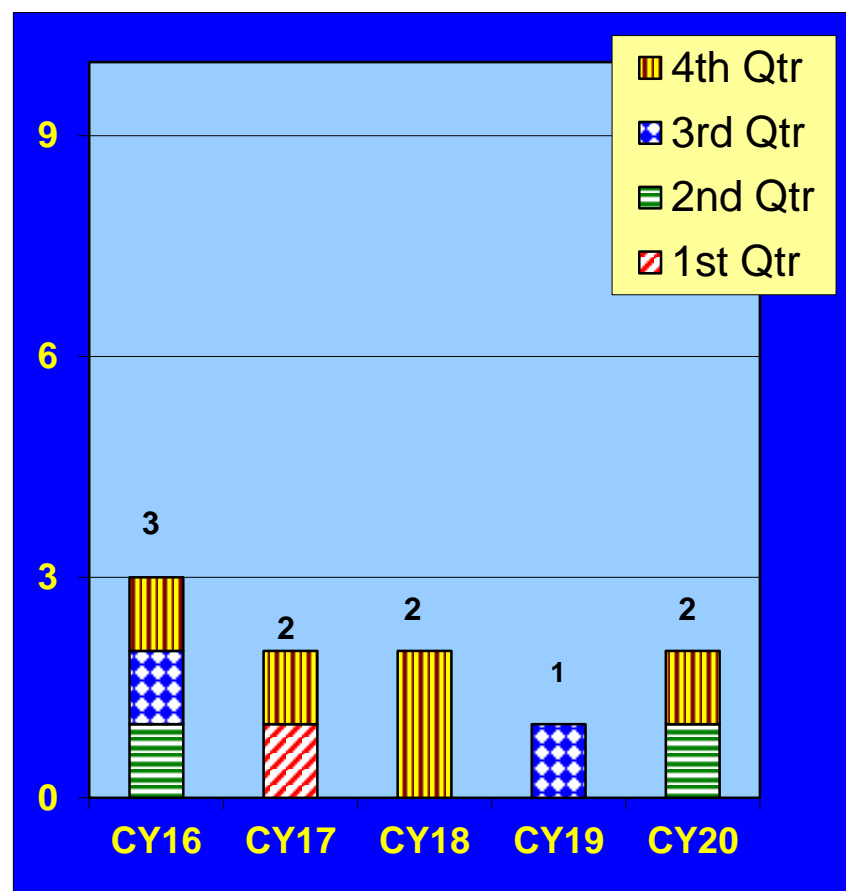
Performance Metrics

As of 15 October 2020

CY16-CY20 Military Reportable Cases



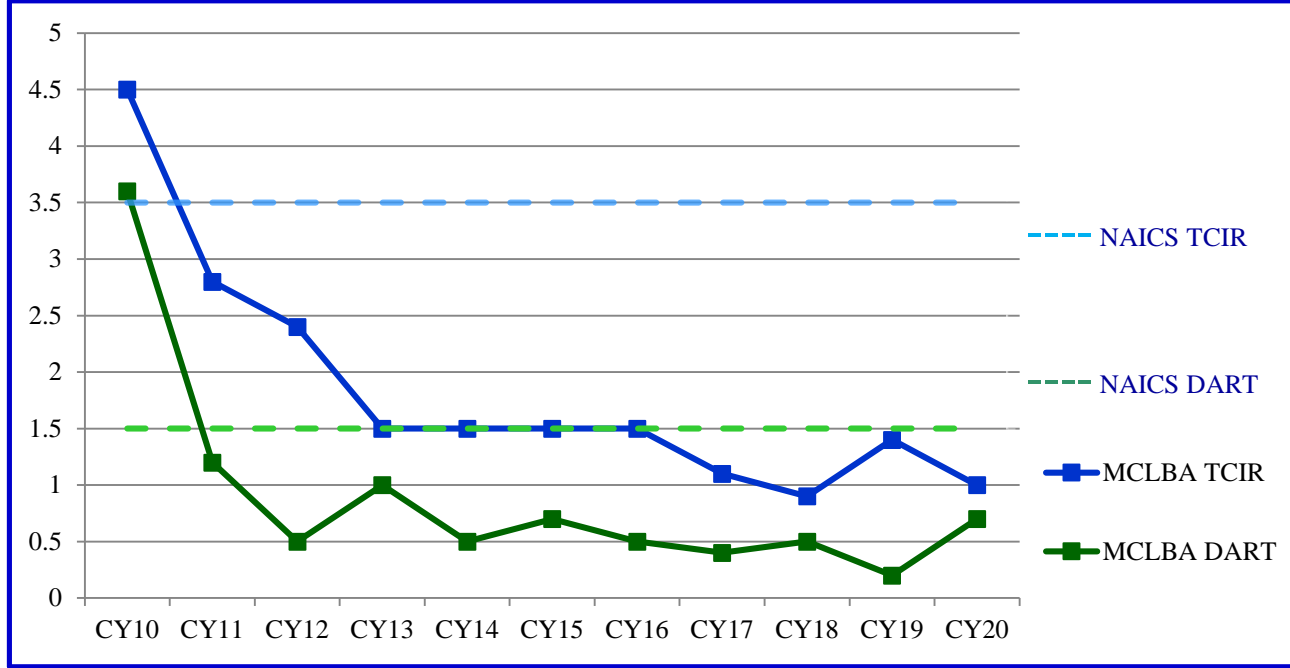
CY16-CY20 Civilian Lost Day Cases





Injury Rate History

as of 30 Sept 20



OSHA RECORDABLE CASES	
Calendar Year	# of Cases
2010	30
2011	17
2012	14
2013	9
2014	9
2015	8
2016	8
2017	6
2018	5
2019	8
2020	4

MCLB Albany Injury Rates as of 30 Sept 20											
MCLB Albany	CY10	CY11	CY12	CY13	CY14	CY15	CY16	CY17	CY18	CY19	CY20
DART	3.6	1.2	0.5	1.0	0.5	0.7	0.5	0.4	0.5	0.2	0.7
TCIR	4.5	2.8	2.4	1.5	1.5	1.5	1.5	1.1	0.9	1.4	1.0
NAICS	CY10	CY11	CY12	CY13	CY14	CY15	CY16	CY17	CY18	CY19	MCLB Albany 3-Year Average (CY17-CY19)
DART	1.9	1.9	1.8	1.9	1.5	1.2	1.8	2.1	1.5		0.5
TCIR	3.6	3.7	3.6	3.8	3.1	2.3	3.2	3.5	-		1.1



Inspections



FY20 – 4th Quarter

PSD

Powerworks

MCCS

CDC

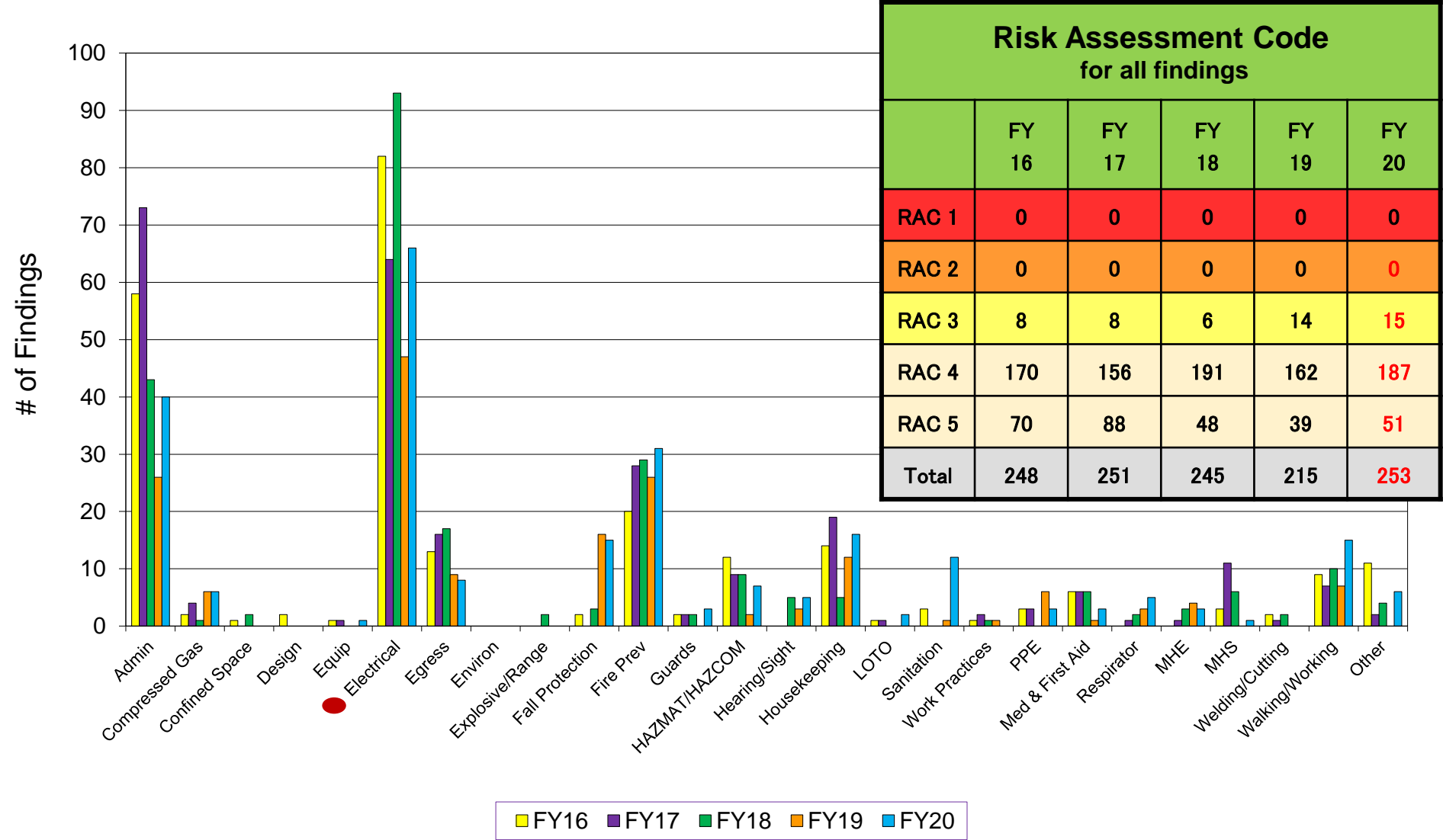
CISD



FY16-FY20 Inspection Findings

(Includes All Organizations)

as of 15 Oct 20

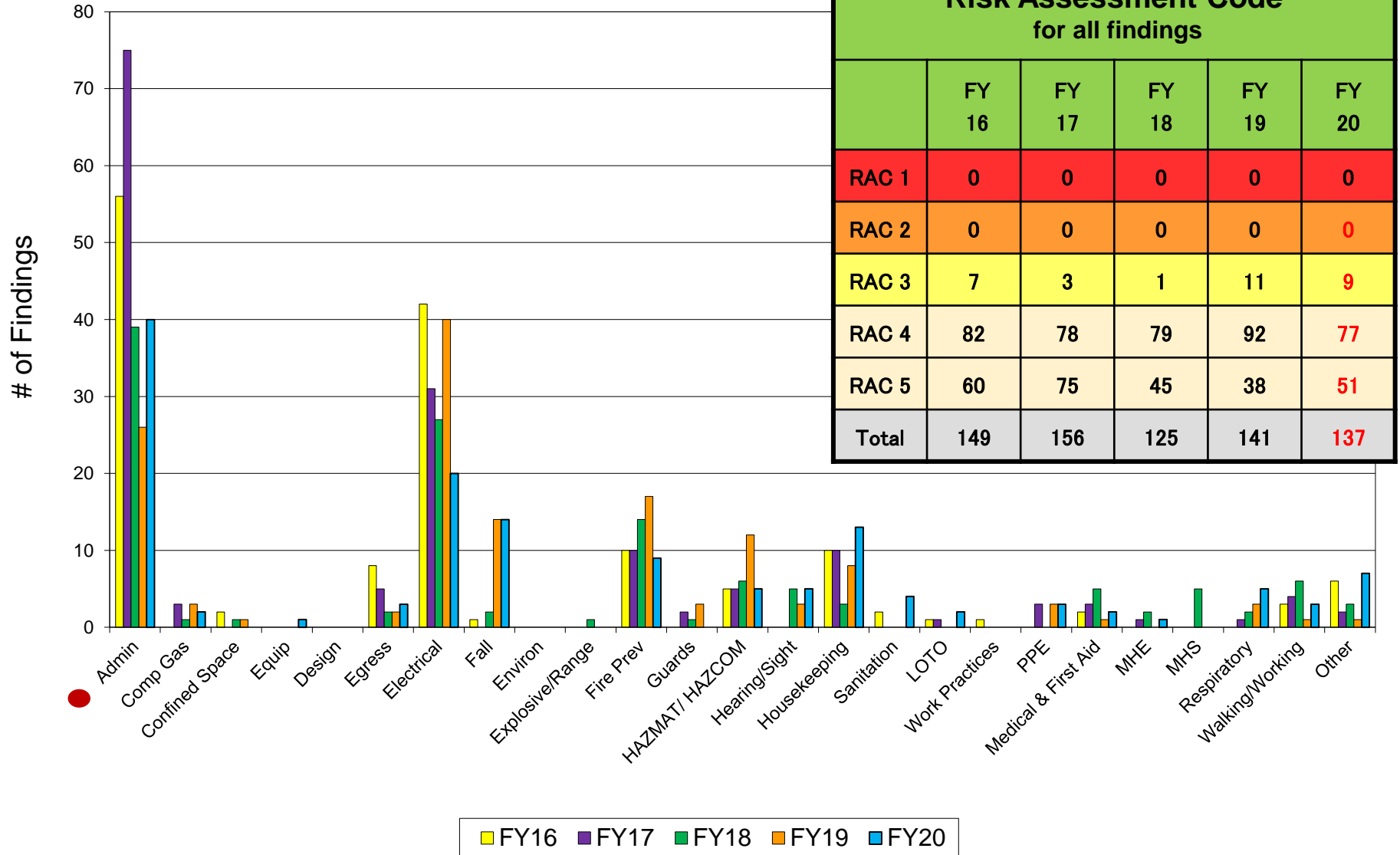




FY16-FY20 Inspection Findings

MCLB Albany

as of 15 Oct 20





Safety and Occupational Health Inspections

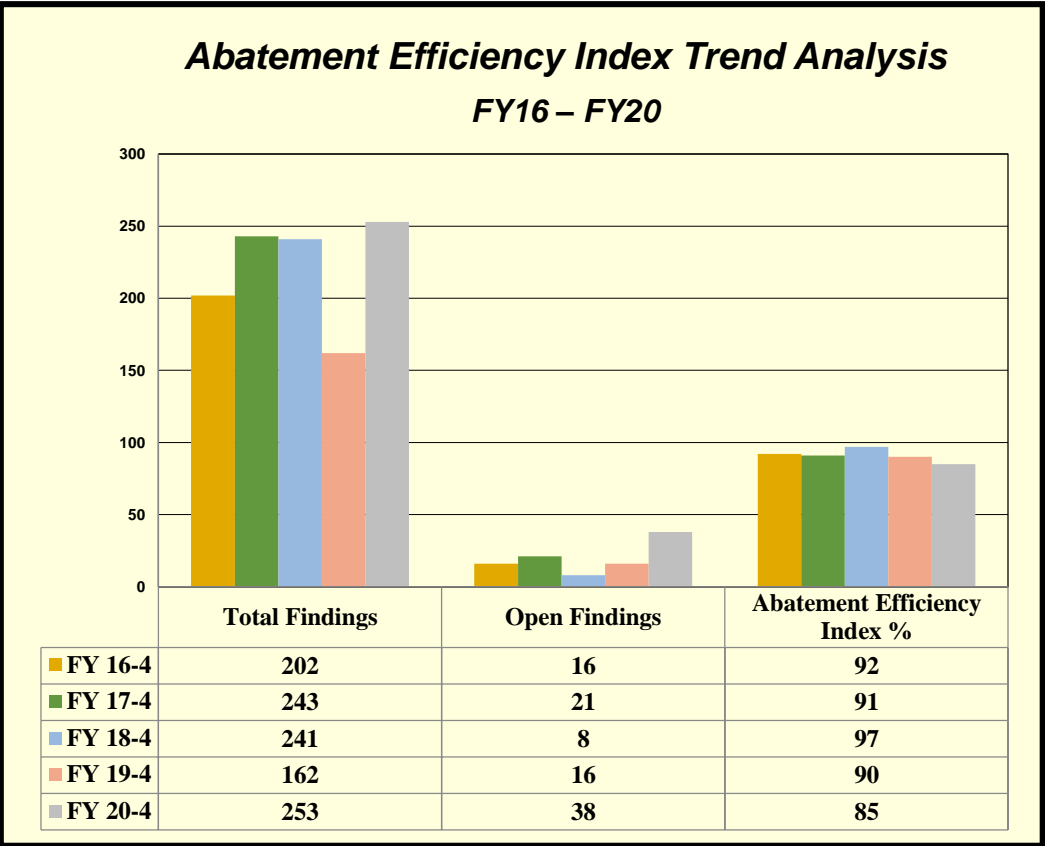


Abatement Efficiency Index: 85%

15% (38) of the **253** Findings identified by Safety & Occupational Health Inspections during FY20 are not documented as abated within 30 days.

Supervisor Responsibility: “Provide for or ensure abatement of all identified workplace OSH deficiencies.”
NAVMC Dir 5100.8, Chap. 7 Para 7004.4.f

Open Findings as of 23 Oct 20		
UNIT	Number	RAC
HQ Company	7	5
HQ Special Staff	7	5
I&E	3	5
MCCS	2	4
PSD	8	4 / 5
CISD	3	4 / 5
MFSC	5	3 / 4
Power Works	3	3 / 4
Total	38	



The Unit Safety Officer is responsible for maintaining a hazard abatement log, monitoring the corrective actions (Work Requests) taken, and reporting the status to the Risk Management Office.



Reports of Near Miss

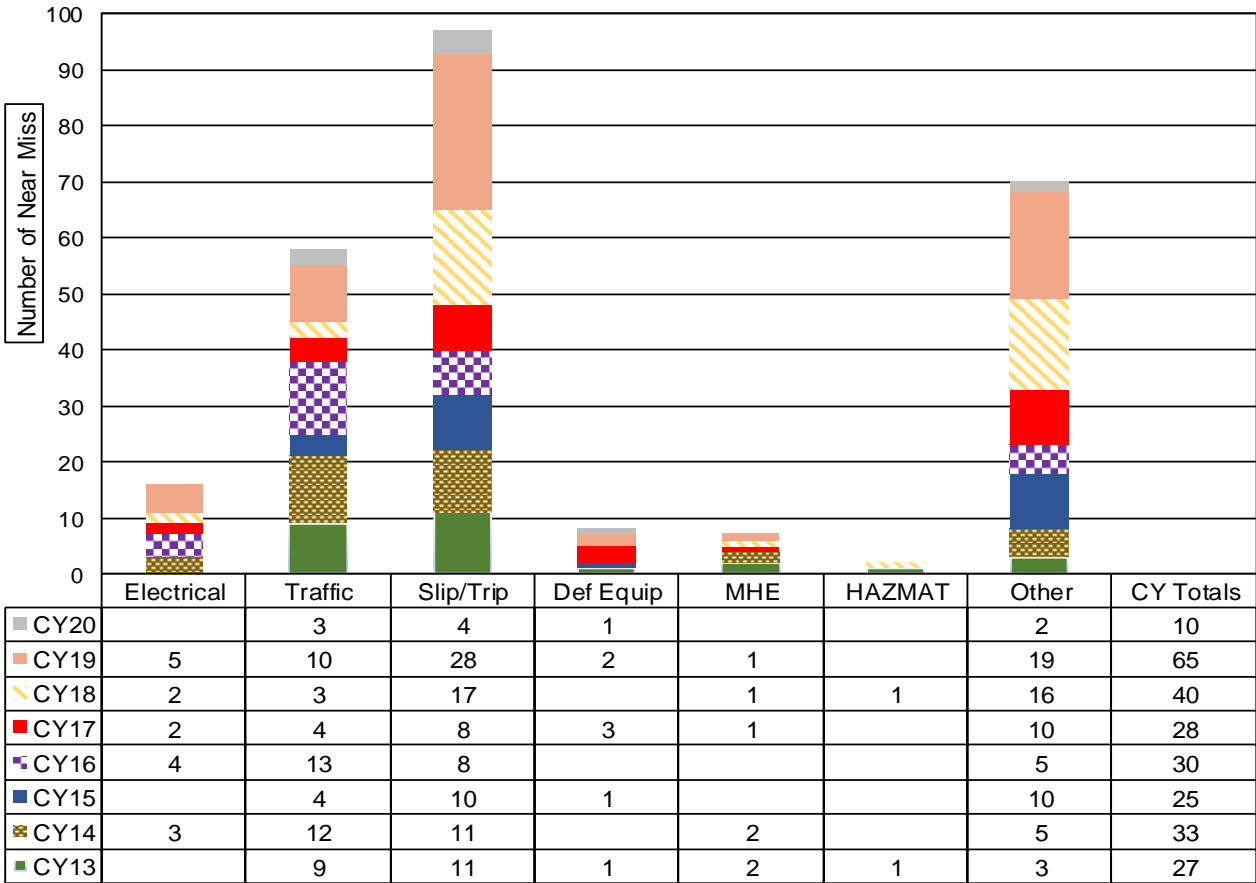
ESAMS recorded **5** valid Near Miss* Reports for this quarter

*A Near Miss is defined as: Conditions that exist or incidents that occur without injury or property damage. Near misses include unsafe or unhealthful actions, behaviors, or working conditions that did not result in a mishap. *(MCLBAO P5100.1L CH 1)*

3rd Quarter CY20

Division	Current Quarter Reported	Total Reported for CY20
LSD	1	3
PSD	0	0
CISD	1	1
MCCS	0	3
I&E	0	0
HQ Staff	0	0
HQ Co.	0	0
Comptroller	3	3
OTD	0	0
Total	5	10

Report of Near Miss (CY13-CY20)





Unit Safety Reports



Briefing Order:

HQ Co

MCCS

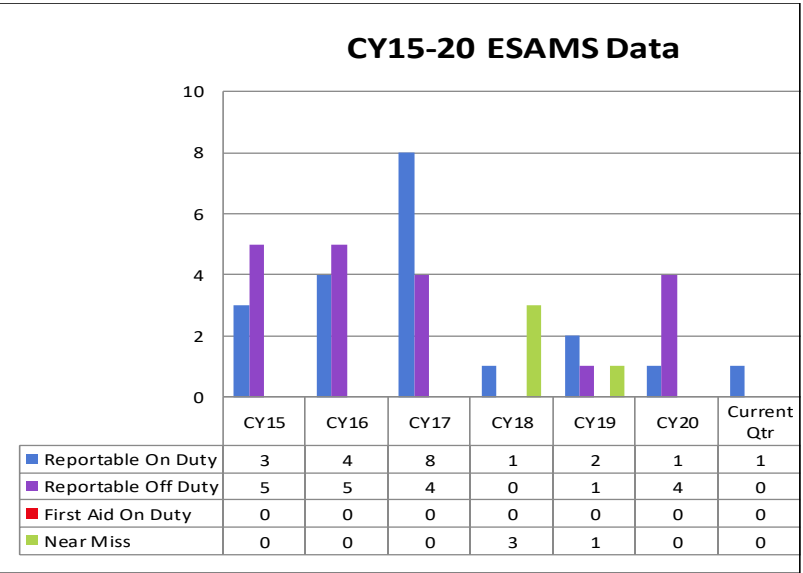
DLA



Headquarters Company



CY20 Total Injuries/Illnesses												
	Jan	Feb	Mar	Apr	May	Jun	Jul	Aug	Sep	Oct	Nov	Dec
On Duty Inj.	0	0	0	0	0	0	0	0	1			
Off Duty Inj.	1	1	1	0	1	0	0	0	0			
	On	Off	On	Off	On	Off	On	Off	On	Off	On	Off
Injuries	0		3	0		1	1		0			
Rate	0.0		10.3	0.0		6.6	2.0		4.3			
CY20 Lost Time Injuries/Illnesses												
	Jan	Feb	Mar	Apr	May	Jun	Jul	Aug	Sep	Oct	Nov	Dec
On Duty Inj.	0	0	0	0	0	0	0	0	0			
Off Duty Inj.	0	1	0	0	1	0	0	0	0			
	On	Off	On	Off	On	Off	On	Off	On	Off	On	Off
Lost Time Injuries	0		1	0		1	0		0			
Lost Time Rate	0.0		3.4	0.0		1.7	0.0		1.1			
Lost Day Rate	0.0		48.0	0.0		26.6	0.0		17.1			



CY20 Property Damage		
1 st Qtr	Space heater fire in the barracks.	\$1,200.00
2 nd Qtr	None	\$0.00
3 rd Qtr	None	\$0.00
4 th Qtr		
Total	None	\$1,200.00

Inspection Results	
Jan 20	71%

Progress Toward CY20 Command Safety Goal				
Goal	Objective			Goal
Reduce slip, trip & fall injuries	1	Marines and Civilian Marines will complete ESAMS Course 1259, <i>Navy Fall Protection (Slips, Trips and Same Level Falls)</i> Awareness. Training will be documented in ESAMS.		
	2	Supervisors will revise their current safety inspection checklists to ensure slip, trip and fall hazards are identified and abated in all assigned work areas. Employee involvement is encouraged in revising and applying the checklists in their assigned work areas. Risk Management will provide slip, trip and fall hazard identification resources to support this objective.		
	3.	Risk Management will consider slip, trip and fall hazard identification as an area of emphasis during CY20 safety inspections within the command.		



Narrative of Military Reportable Cases CY20

	Date	Narrative	Status	Results
1 st Qtr.	1/22/20	SNM dislocated left shoulder while playing basketball.	Off duty	14 days Restriction
	2/22/20	SNM broke right hand while on liberty.	Off duty	14 days LT, 14 days Restriction
	3/7/20	SNM injured foot while stepping out of the shower.	Off duty	Other
2 nd Qtr.	5/31/20	SNM stung by wasp on right leg while walking.	Off duty	2 days LT, 5 days Restriction
3 rd Qtr.	9/8/20	SNM fractured right tibia while running trails off base.	On duty	30 days Restriction
4 th Qtr.				

On duty
Off duty

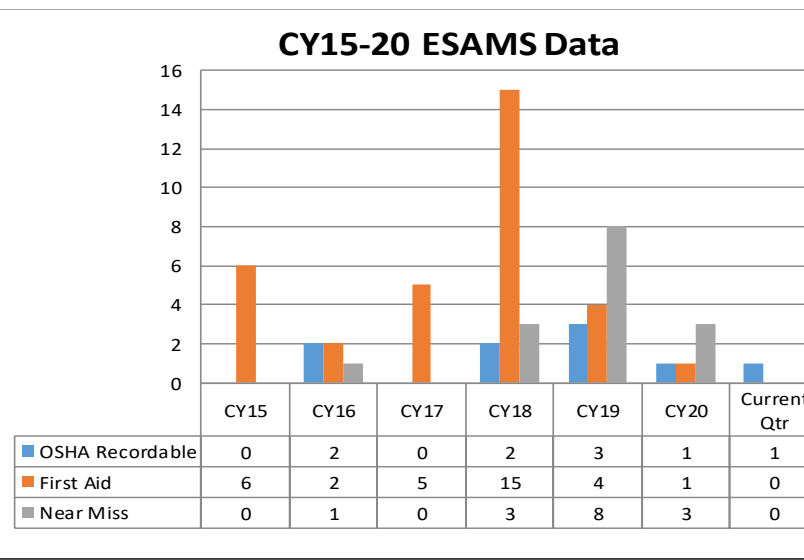
Lost time
Restrict
Other
First Aid



Marine Corps Community Services



CY20 Total Injuries/Illnesses												
	Jan	Feb	Mar	Apr	May	Jun	Jul	Aug	Sep	Oct	Nov	Dec
Injuries	0	0	0	0	0	1	1	0	0			
	1st QTR			2nd QTR			3rd QTR			4th QTR		
Injuries	0			1			1					
Rate	0.0			1.2			1.6					
CY20 Lost Time Injuries/Illnesses												
	Jan	Feb	Mar	Apr	May	Jun	Jul	Aug	Sep	Oct	Nov	Dec
Injuries	0	0	0	0	0	0	1	0	0			
	1st QTR			2nd QTR			3rd QTR			4th QTR		
Lost Time Injuries	0			0			1					
Lost Time Rate	0.0			0.0			0.8					
Lost Day Rate	0.0			0.0			40.5					



CY20 Property Damage		
1 st Qtr	None	\$0.00
2 nd Qtr	None	\$0.00
3 rd Qtr	None	\$0.00
4 th Qtr		
Total	None	\$0.00

Inspection Results	
Aug 20	99%

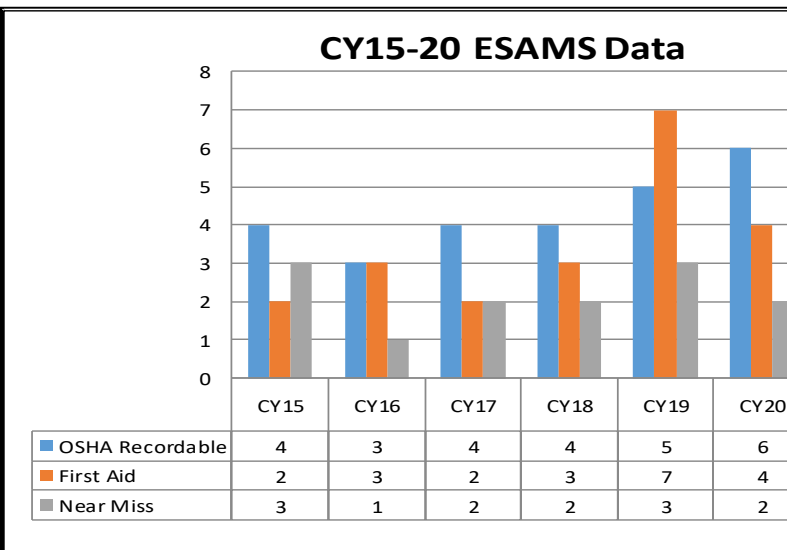
Progress Toward CY20 Command Safety Goal				
Goal	Objective			Goal
Reduce slip, trip & fall injuries	1	Marines and Civilian Marines will complete ESAMS Course 1259, <i>Navy Fall Protection (Slips, Trips and Same Level Falls) Awareness</i> . Training will be documented in ESAMS.		
	2	Supervisors will revise their current safety inspection checklists to ensure slip, trip and fall hazards are identified and abated in all assigned work areas. Employee involvement is encouraged in revising and applying the checklists in their assigned work areas. Risk Management will provide slip, trip and fall hazard identification resources to support this objective.		
	3.	Risk Management will consider slip, trip and fall hazard identification as an area of emphasis during CY20 safety inspections within the command.		



DLA Distribution Albany Georgia



CY20 Total Injuries/Illnesses												
	Jan	Feb	Mar	Apr	May	Jun	Jul	Aug	Sep	Oct	Nov	Dec
Injuries	0	1	2	0	1	2	1	3	0			
	1st QTR			2nd QTR			3rd QTR			4th QTR		
Injuries	3			3			4					
Rate	9.6			9.6			16.0					
CY20 Lost Time Injuries/Illnesses												
	Jan	Feb	Mar	Apr	May	Jun	Jul	Aug	Sep	Oct	Nov	Dec
Injuries	0	0	0	0	1	1	0	0	0			
	1st QTR			2nd QTR			3rd QTR			4th QTR		
Lost Time Injuries	0			2			0					
Lost Time Rate	0.0			3.2			3.2					
Lost Day Rate	3.2			81.6			81.6					



CY20 Property Damage		
1st Qtr	2 Property Damages	EST. \$1,000
2nd Qtr	2 Property Damages	EST. \$500
3rd Qtr.	(1) Stock selector drove over weight scale power cord, damaging electrical cord.	\$15.00
	(2) Forklift struck security gate at bldg. 1221, bay 4.	\$50.00
4th Qtr.		
Total	6 Property Damages	\$1,065.00
Most Recent Inspection		
May 2019		

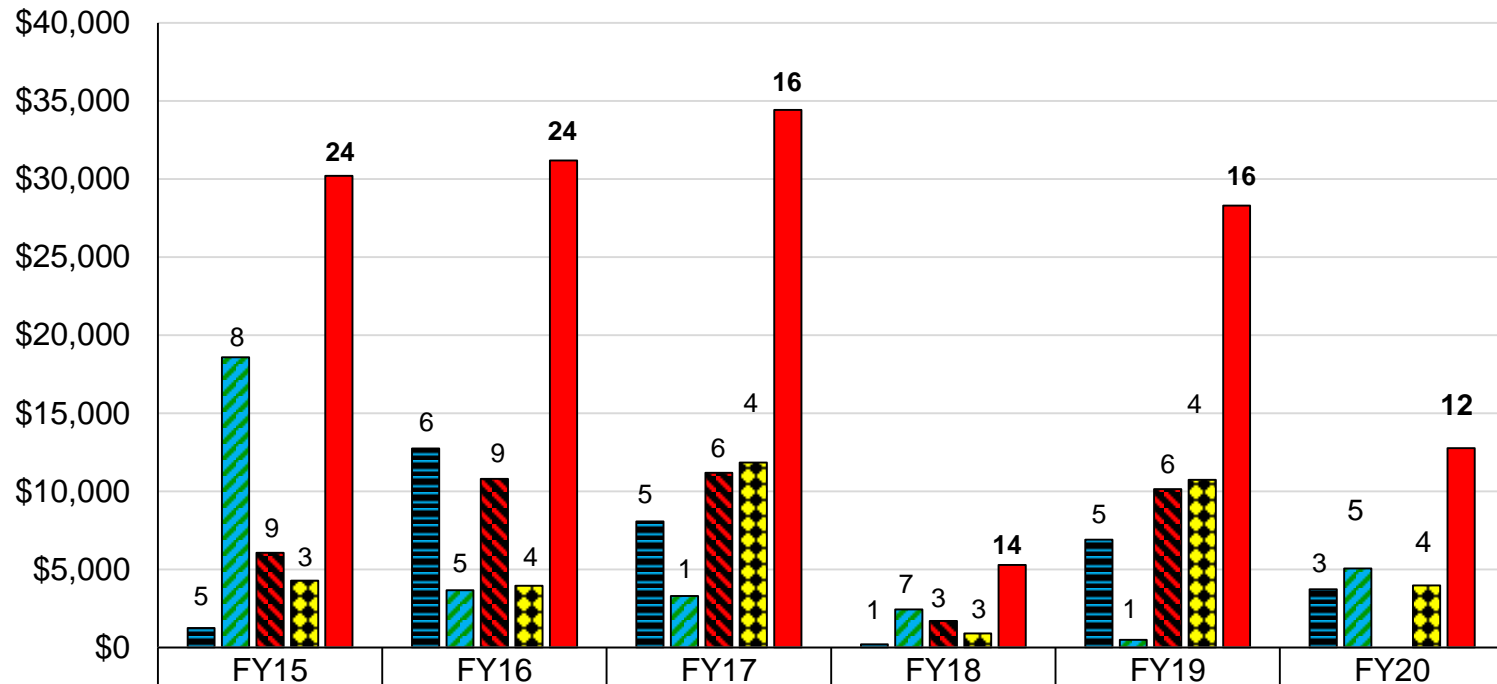
Successes, Initiatives, and Concerns
<p><u>DLA Distribution Albany:</u></p> <ul style="list-style-type: none"> Daily Industrial Safety Briefing to all hands in split groups discussing various warehousing safety concerns (forklift operations, lifting procedures, work and home fire safety, weather safety and rally points, electrical safety, unsafe/unhealthful reporting and reviews, COVID19 and Influenza Season, Heat Indexes and Flag monitoring, housekeeping, and holiday cooking safety). Continuous process improvements on COVID19 labeling, hand washing stations, sanitizing, cleaning schedules, and employee safety concerns. Completed Annual Safety Inspections internally as required by our HQ. Conducted 3rd quarter FY20 DLA OSH council meeting.



GOV Fleet Safety

GOV Damage

FY15 – FY20



	FY15	FY16	FY17	FY18	FY19	FY20
1st Qtr	\$1,262	\$12,744	\$8,076	\$215	\$6,918	\$3,730
2nd Qtr	\$18,584	\$3,675	\$3,298	\$2,450	\$500	\$5,060
3rd Qtr	\$6,064	\$10,808	\$11,188	\$1,710	\$10,140	\$0
4th Qtr	\$4,294	\$3,964	\$11,856	\$910	\$10,742	\$3,985
TOTAL	\$30,204	\$31,191	\$34,418	\$5,285	\$28,300	\$12,775

1st Qtr 2nd Qtr 3rd Qtr 4th Qtr TOTAL



FY20 GOV and Real Property Damage Cases



Quarter	Date	Narrative	Cost
1 st Qtr		3 Property Damages	\$3,730
2 nd Qtr		6 Property Damages	\$6,260
3 rd Qtr		1 Property Damage	\$1,200
4 th Qtr	27 Aug 20	LSD – Black Ford Van (G41-3273W) driver’s side front quarter panel struck chain link fence at bldg. 5410.	\$1,000.00
	5 Sept 20	PSD – Loss of MWD at bldg. 5305.	\$6,898.00
	18 Sept 20	LSD – Top of passenger bus (G32-0515R) struck bay 4 roll-up door at bldg. 1121.	\$10,484.60
	28 Sept 20	I&E – Black Dodge Pickup (G63-1474S) driver’s side rear bumper struck bollard at bldg. 3500.	\$500.00
Qtr Total			\$11,984.60
Total			\$30,072.60

Total reimbursable: \$0



Property Damages

\$2,484.60



\$8,000.00



LSD – Top of passenger bus G32-0515R struck bay 4 roll-up door at bldg 1121.

Total Cost: \$10,484.60



Property Damages



I&E – Black Dodge pickup truck (G63-1474S) driver's side rear bumper struck bollard at bldg. 3500.



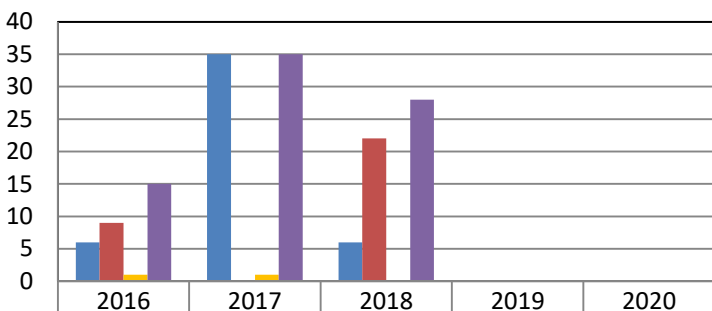
LSD – Black Ford Van (G41-3273W) driver's side front quarter panel struck chain link fence at bldg. 5410.



Traffic Safety

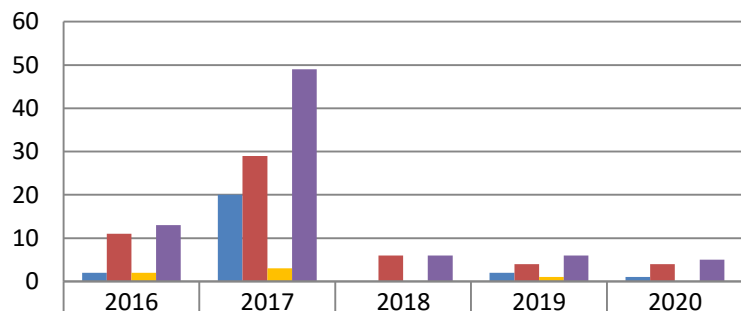
Driver Education Program

Alive At 25



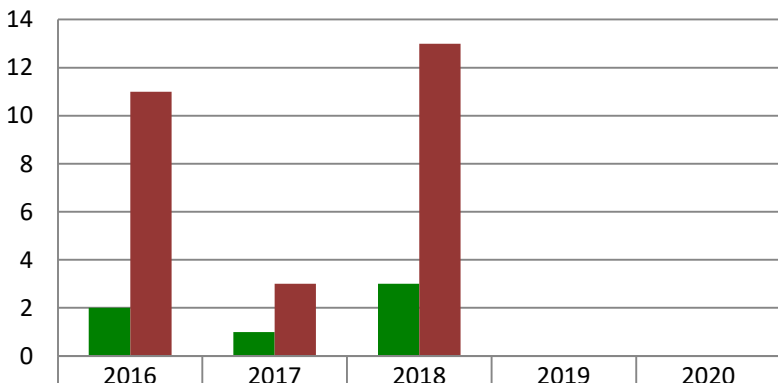
Military	6	35	6	0	0
Civilians	9	0	22	0	0
No Shows	1	1	0	0	0
Total Trained	15	35	28	0	0

Attitudinal Dynamics of Driving



Military	2	20	0	2	1
Civilians	11	29	6	4	4
No Shows	2	3	0	1	0
Total Trained	13	49	6	6	5

Motorcycle Training



Level-1	2	1	3	0	0
Level-2	11	3	13	0	0

Albany Riders Club Meeting Dates

Club President	LtCol Timothy Egan (MFSC)	639-7189
Club Vice President	GySgt Andrew Fisher (MFSC)	639-5921
Base Representative	MSgt Dederick Brooks	639-6251

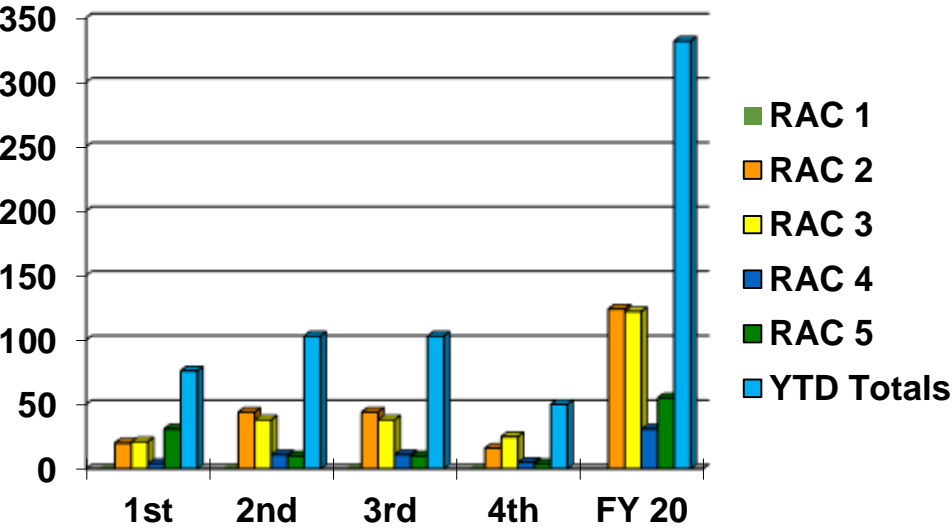
For information regarding training availability, contact Will Womble, Traffic Safety Manager, at Risk Management @ 639-7050 for course registration.



MCFD - 4th Qtr FY20



Prevention Section		
FY-2020	4 th QTR	YTD
Inspections	67	317
Violations Open	6	202
Violations Closed	40	111
On the Spot Corrections (OSCs)	4	12
Hot Work Permits Issued (HWPs)	30	353



- Per MCLBAO 11320.2F, Directors and Branch Heads are appointed Area Fire Marshals & are responsible for the Fire Prevention programs in their areas of responsibility.
- Branch Heads appoint in writing a Fire Warden who will be responsible for executing and implementing the fire prevention program within their building, facility or areas.
- Appointment letters shall be sent to the Assistant Chief of Fire Prevention at:
megan.cornell@usmc.mil
- Each tenant within a facility shall have a Fire Warden Assigned.

Total Fire Wardens Trained for 4th QTR: 1



MCPD - 3rd Qtr. CY20

Reported Traffic Collisions

GOV

VEHICLE TYPE	Quarter	YTD
GOV - GOV	0	0
GOV - POV	0	0
GOV - Fixed Object	0	0
GOV - Animal	0	1
GOV - Pedestrian	0	0
GOV - Bicycle	0	0
GOV - Rollover	0	0
Hit & Run (GOV)	0	0
Total	0	1

POV

VEHICLE TYPE	Quarter	YTD
POV - POV	1	4
POV - GOV	0	0
POV - Fixed Object	1	4
POV - Animal	0	0
Hit & Run (POV)	0	0
POV - Bicycle	0	0
POV - Rollover	0	0
Motorcycle	0	0
Total	2	8

Reported "Motor Vehicle" Collisions (Off Road Damage to Property)

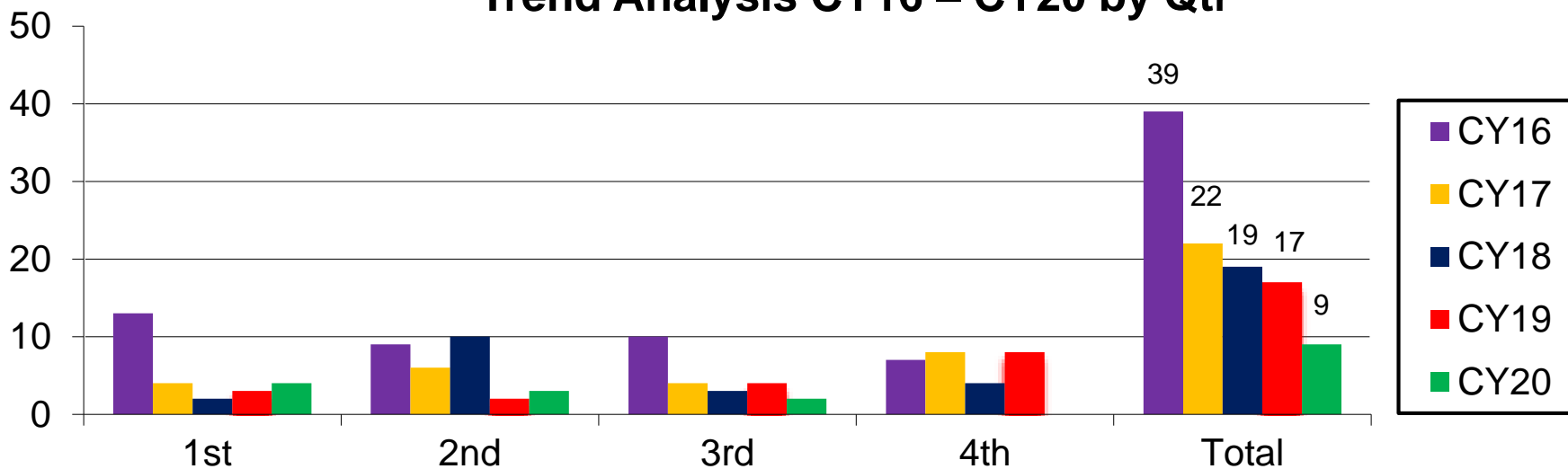
VEHICLE TYPE	Quarter	YTD
GOV - GOV	0	2
GOV - POV	0	0
GOV - Fixed Object	9	20
Total	9	22

VEHICLE TYPE	Quarter	YTD
POV - POV	0	0
POV - GOV	0	0
POV - Fixed Object	0	0
Total	0	0

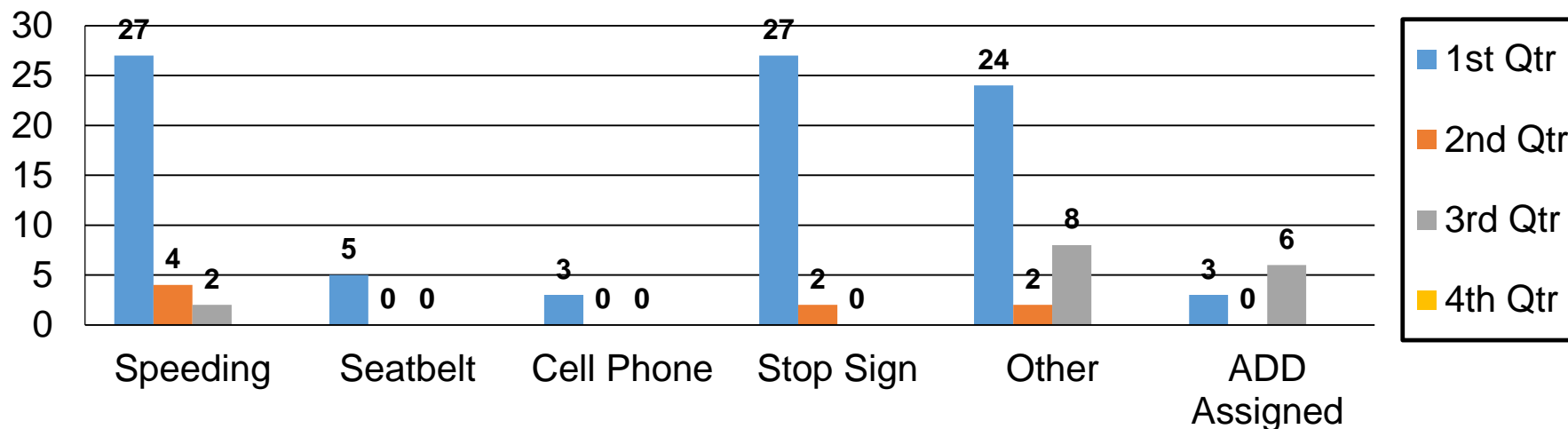


MCPD - 3rdQtr. CY20

Trend Analysis CY16 – CY20 by Qtr



Traffic Court





Injury Compensation

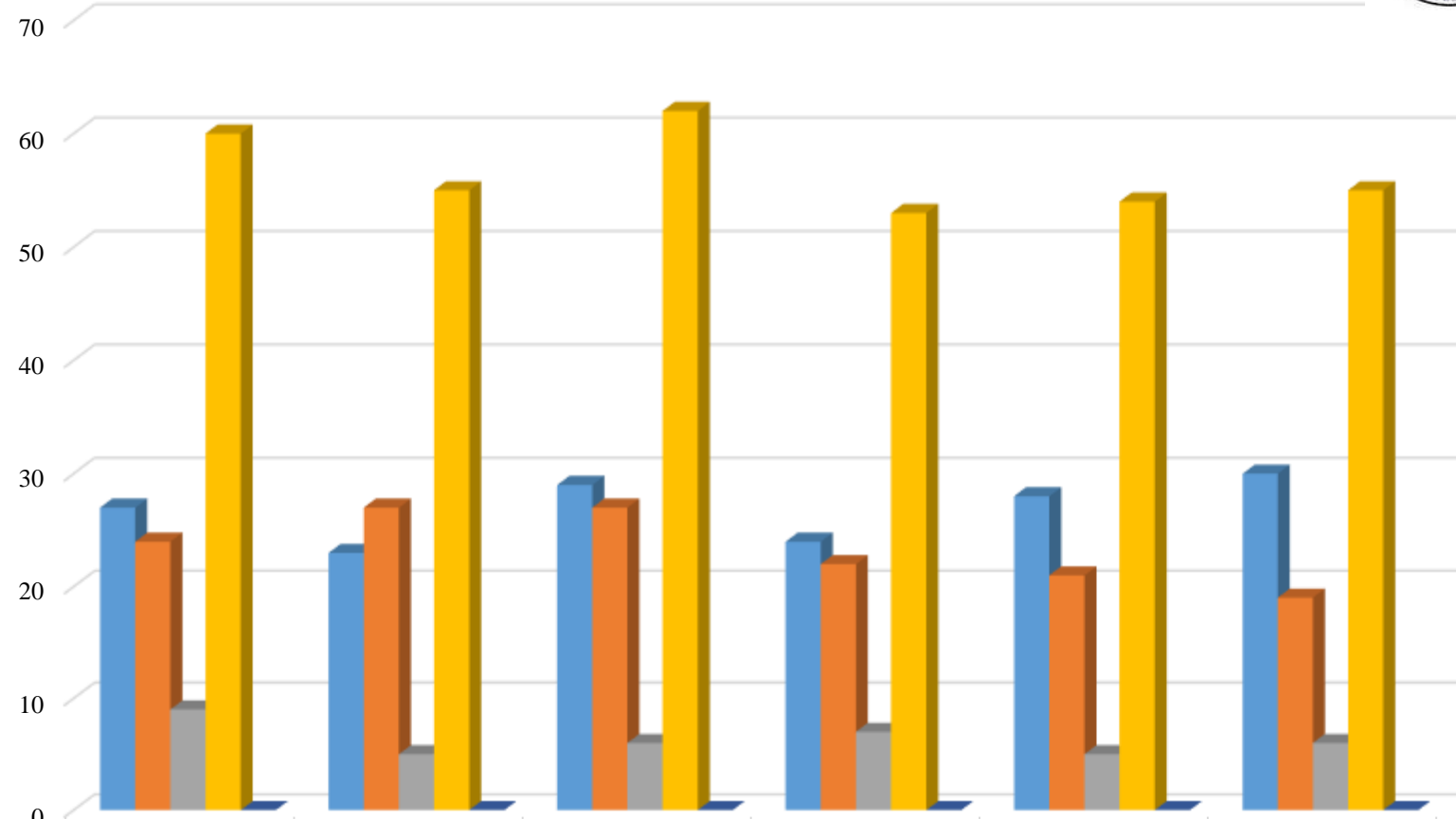
Federal Workers' Compensation Program

- All injuries and CA-1's or 2's should be reported to Workers' Comp Office via:
 - Hand delivery of hard copy to HRO/Workers' Comp
 - Fax to (229) 639- 5457
 - email to: jay.mason@usmc.mil
shelia.florence@usmc.mil
- Employees' Compensation Operations & Management Portal (ECOMP) has become the preferred vehicle for implementing new employee injury claims.
- Employees/supervisors should forward any employee injury forms to the workers compensation office for processing into ECOMP.

<u>Injury Status</u>	
<u>July</u>	➤ No injuries noted/recorded.
<u>Aug.</u>	➤ No injuries noted/recorded.
<u>Sept.</u>	➤ No injuries noted/recorded.



Annual Drug Testing Results (2015 thru 2020)



	2015	2016	2017	2018	2019	2020
Police Depart	27	23	29	24	28	30
Fire Depart	24	27	27	22	21	19
Motor Vehicle Ops	9	5	6	7	5	6
Total Tested	60	55	62	53	54	55
Positive Results	0	0	0	0	0	0

■ Police Depart ■ Fire Depart ■ Motor Vehicle Ops ■ Total Tested ■ Positive Results



Ergonomics

Slips, Trips and Falls

Slips, trips and falls are among the leading cause of work related injuries and fatalities (BLS, 2019). To understand better how it relates to ergonomics, below are key terms defined:



Slips occur when there is too little or not enough friction or traction between the foot wear and walking/working surface, resulting in loss of balance. Friction is the resistance to lateral movement caused by contact between two surfaces.

Trip is a loss of balance due to contacting an object or obstruction, as the foot or lower leg hits an object and the upper body continues moving in a direction.

A **Fall** is the result of slips or trips, and is categorized between same level and lower level falls. Individual risk factors include but are not limited to: lack of balance, lack of traction, poor eyesight, working under the influence and fatigue. Environmental factors include but are not limited to: poor lighting, slippery surfaces, and poor housekeeping.

Since ergonomics addresses the interaction between individuals and the environment, actions that can be taken to prevent slips, trips and falls are:

- Wear footwear with good traction.
- Remind employees to take extra precaution and walk slowly when approaching floors or areas that are slippery, or wet. Take slow, small steps and point your feet slightly outward, allowing you to keep your center of balance under you.
- Pay close attention where you are walking, avoiding distractions (i.e. cellphone).



Juan Escovar
Ergonomics Coordinator
639-5625

Data source and for more information: https://esams.cnic.navy.mil/ESAMS_GEN_2/GlobalTraining/course/slipstripsandfalls

<https://www.nsc.org/safety-training/workplace/slips-trips-and-falls>

<https://www.nsc.org/safety->



Radiological Affairs Safety Program



- On 9 June 2020, 926 items were inventoried and packaged by C & C Environmental Inc., into five drums, but not shipped. The drums were packed, labeled, sealed, and secured for pick-up (TBD).

Components:	Units:
Range Indicators	183
Compasses	189
Aiming Post Light (M58)	308
Aiming Post Light (M59)	211
M-64 Elbow Telescopes	35

- 147 Radiological Test Samples (Thorium) received 24 July 2020, from Marine Force Storage Command.
 - Foam sheet with source embedded
- RADCON Annual Audit scheduled for 10 November 2020.



Back



Front



Explosives Safety



- ☀ Oct 20: MCLB Albany Explosives Safety Self-Assessment
 - ☀ Postponed due to COVID-19 pandemic
 - ☀ Currently in progress

- ☀ MCPD K-9 CETASM:
 - ☀ Work Request submitted on 19 Sep 19
 - ☀ Explosives Safety Site Approval Request in progress
 - ☀ CETASM ordered on 29 Sep 20

- ☀ MCLBAO 8020.1 Explosives Safety Order:
 - ☀ Draft complete
 - ☀ Final review in progress

- ☀ 16-19 Nov 20:
 - ☀ MARCORSYSCOM Explosives Safety Inspection



SACO



ALCOHOL/URINALYSIS SCREENING PROGRAM FY20 4th QUARTER TESTING RESULTS

- 0 = Alcohol Related Incident (ARI) for 4th Qtr
- 0 = Drug Related Incidents (DRI) for 4th Qtr
- 0 = Tested "Positive" of .02 or above for Breathalyzer Screening

July

- 21- MARINES REPORTED FOR BREATHALYZER / URINALYSIS SCREENING
- 21- MARINES WERE TESTED
- 0 - TESTED POSITIVE FOR BREATHALYZER / URINALYSIS SCREENING

August

- 19 - MARINES REPORTED FOR BREATHALYZER / URINALYSIS SCREENING
- 19 - MARINES WERE TESTED
- 0 - TESTED POSITIVE FOR BREATHALYZER

September

- 23- MARINES REPORTED FOR BREATHALYZER / URINALYSIS SCREENING
- 23 - MARINES WERE TESTED
- 0 - TESTED POSITIVE FOR BREATHALYZER / URINALYSIS SCREENING



Hearing Conservation

Hearing Readiness Metrics CY20

as of 23 Oct 20



Reference: **MCO 6260.3A**,
Marine Corps Hearing
Conservation Program

1. Training requirements
2. Audiogram (Baseline, Annual, and Termination)
3. STS/PTS
4. Fit Testing
5. Identifying noise hazardous area and equipment
6. Best way to manage the program is by using ESAMS

Hearing Conservation Program(Audiograms)



	Marines	MCFD	MCPD	MCCS	LSD	I&E	Total
Enrolled	71	36	64	3	6	13	193
Compliance	40	22	42	3	1	11	119
STS Reported	0	0	0	0	0	0	0
Audiogram Completion	56.3%	61.1%	65.6%	100.0%	16.7%	84.6%	61.7%
STS Rate Reported	0.0%	0.0%	0.0%	0.0%	0.0%	0.0%	0.0%



IH Survey

Schedule

Division	Hazard Category	IH Survey Due Date
MCLBA Respiratory Protection Program Review	1	Complete - Submitted
Marine Corps Community Services (MCCS)	2	Complete - Submitted
Public Safety Division (PSD)	2	Complete - Submitted
MCLBA H&S	2	Delayed - Set for Dec
CISD	2	Delayed - Set for Dec
Installation and Environment Division (I&E)	1	Delayed - Set for Dec



GREAT SAFETY TRAINING OPPORTUNITIES



What:	VPP 101	Safety Leaders Workshop
Who:	New employee and Marines that have not previously attended the course.	New supervisors and managers that have not previously attended the course. Employees are encouraged to attend.
When:	<ul style="list-style-type: none">• 5 November 2020, 0900-1000• 10 December 2020, 0900-1000	TBD
Where:	Via teleconference using PSD bridge: (229) 639-9982 – Access Code: 5691#	TBD
Why:	MCLB Albany is an OSHA VPP Star Site, this training will help new employees and Marines understand what VPP is and learn how they can help the Command maintain Star status.	To impart a stronger sense of awareness of safety issues to the workforce and increase employee's understanding of the impact and importance of a robust and effective safety and health program.
How:	Please contact your division training coordinator to reserve your seat.	



Status of Formal Safety Officer Training



Unit	Safety Officer	Trained	Remarks	Course Schedule
HQ & Staff	LtCol Joseph Ray	Yes		Ground Safety for Marines <u>CY21 MCB CAMLEJ</u> 25 January – 5 February 2021 12-23 April 2021 7-18 June 2021 12-23 July 2021 13-24 September 2021 18-29 October 2021
HQ Company	GySgt Stephanie Cochran	26 Jun 15		
Comptroller	Mr. Richard Gyabin			
LSD	Sgt Kevin Clark	TBD		
OTD	Mr. Anthony Wade			
CISD	Mrs. Tammy Sisai	18 Dec 15		
I&E	Mr. Randall Sexton	6 Feb 09		
PSD	Mr. William Womble	27 Jun 08		
MCCS	Mrs. Alisha Montieth	12 Jun 09		
PPA	Mr. Trent Blalock	28 Sep 07		
SYSCOM	Mr. Jeffrey Wilson	9 Mar 07		
MFSC	Mr. Joseph Carson	6 Mar 09		
DDAG	Mr. Jon Peacock	05 Feb 16		
General Accounts	SSgt. Shane Simmons	2 Oct 09		

NAVMC DIR 5100.8 (MARCOR OSH PROGRAM MANUAL) Chapter 5, Para 5000.7 dtd May 15, 2006

Safety Officer Training: Commanders shall ensure that safety officers attend the Ground Safety For Marines Course (CIN# A-493-0047) or an approved MARFOR Ground Safety Mobile Training Team course within 90 days of assignment. ISMs will track and document training of all safety officers.



VPP ACTIVITIES



Completed in CY20

- | | |
|----|---|
| 1. | CY19 VPP Self Evaluation submitted 4 Feb 20 |
| 2. | Two SGEs assisted OSHA VPP Onsite Evaluation for Stepan Company in Winder, GA, 31 Aug – 4 Sept 20 |

Cancelled in CY20

- | | |
|----|---|
| 1. | Two SGEs scheduled to visit Rayonier Resource Unit, Manor, GA, 24 Mar 20 – “CANCELLED” |
| 2. | Two SGEs scheduled to assist OSHA Evaluation at Johns Manville Roof Systems, Macon, GA, 6-10 Apr 20 – “CANCELLED” |
| 3. | Two SGEs and two VPP Steering Committee Members scheduled to attend the VPPPA Region IV Conference in Birmingham, AL, 9-11 Jun 20 – “CANCELLED” |
| 4. | Two SGEs scheduled to visit Rayonier, Yulee, FL, TBD in Jul 20 – “CANCELLED” |
| 5. | Two SGEs and two VPP Steering Committee Members scheduled to attend the VPPPA National Conference in Orlando, FL, 25-28 Aug 20 – “CANCELLED” |
| 6. | Two SGEs scheduled to assist OSHA Evaluation for Milliken Alma Plant, Nicholls, GA, 10-14 Aug 20 – “CANCELLED” |

Planned for CY21

- | | |
|----|--|
| 1. | CY20 VPP Self Evaluation due by 15 Feb 21 |
| 2. | VPPPA Region IV and National Conference in Nashville, TN, 31 Aug – 2 Sept 21 |



CY20 Safety Award for 3rd Quarter



CO's Safety Division Quarterly/Yearly Award Criteria will be based on the Division that earns the Highest Total Points, which involve the Four Elements of VPP. The formula for calculating total points earned is as follows: VPPSC Participation + Near Miss Report + Hazard Abatement + Training (ESAMS).

Management Leadership & Employee Involvement

Table 1: VPPSC Participation

Ranking Order	Points Earned
If member(s) from your division attend all scheduled VPPSC Meeting(s), the impact could be as much as 30 points earned. The points earned are assessed below.	
Absentee	Points Earned
0	30 Points
1	15 Points
2	5 Points
> 2	0 Points
100% Participation	30 Points

Worksite Analysis

Table 2: Near Miss Report

Ranking Order	Points Earned
1 st	10 Points
2 nd	9 Points
3 rd	8 Points
4 th	7 Points
5 th	6 Points
6 th	5 Points
7 th	4 Points
8 th	3 Points
9 th	2 Points
No Near Miss Report	0 Points

Hazard Prevention & Control

Table 3: Hazard Abatement

Ranking Order	Points Earned
1 st	25 Points
2 nd	23 Points
3 rd	21 Points
4 th	19 Points
5 th	17 Points
6 th	15 Points
7 th	13 Points
8 th	11 Points
9 th	9 Points
100% Hazard Abatement	30 Points

Safety & Health Training

Table 4: Training (ESAMS)

Ranking Order	Points Earned
1 st	25 Points
2 nd	20 Points
3 rd	18 Points
4 th	16 Points
5 th	14 Points
6 th	12 Points
7 th	10 Points
8 th	8 Points
9 th	6 Points
100% Required Training	30 Points

Division	Avg. Number of Employees	VPPSC Absentee	Near Miss Reported	Total Findings	Open Findings	S&H Training %	VPPSC Pts. Earned	Near Miss Pts. Earned	Abatement Pts. Earned	S&H Training Pts. Earned	Total Score	Winning Order
HQ & Staff	15	0	0	0	7	80%	30	0	30	14	74	5
Comptroller	12	1	3	0	0	100%	15	10	30	30	85	2
OTD	9	0	0	0	0	100%	30	0	30	30	90	1
HQ Co	71	0	0	0	8	75%	30	0	30	10	70	6
LSD	51	0	1	16	0	81%	30	8	30	16	84	3
CISD	36	0	1	4	3	100%	30	9	9	30	78	4
I&E	76	1	0	0	4	91%	15	0	30	18	63	7
PSD	134	1	0	17	9	71%	15	0	11	8	34	9
MCCS	158	0	0	9	2	98%	30	0	13	20	63	7



CO Guidance



Mark your Calendars

The next Safety Officer's Council is:

27 Jan 21

The next Commanding Officer's Safety Council is:

03 Feb 21